

City of Jacksonville, Florida

PROPOSED CAPITAL IMPROVEMENT PROGRAM

FY 2015-2019

Alvin Brown, Mayor



CITY OF JACKSONVILLE, FLORIDA PROPOSED CAPITAL IMPROVEMENT PROGRAM

TABLE OF CONTENTS:

DIVIDER I	INTRODUCTION & DEFINITIONS
DIVIDER II	FISCAL YEARS 2015 – 2019 CAPITAL IMPROVEMENT PROGRAM (CIP) <ul style="list-style-type: none">• PROPOSED FIVE YEAR CIP• FISCAL YEAR 15 PROPOSED FUNDING SOURCES• PROJECT DETAIL SHEETS
DIVIDER III	UNFUNDED REQUESTED CAPITAL IMPROVEMENT PROJECTS
DIVIDER IV	CURRENT CAPITAL IMPROVEMENT PROJECTS
DIVIDER V	PROPOSED FIVE YEAR CIP - - INDEPENDENT AUTHORITIES



INTRODUCTION

The Capital Improvement Program is a multi-year forecast of major capital buildings, infrastructures, and other needs. This document provides the proposed Capital Improvement Program (CIP) of the City of Jacksonville for the five-year period beginning October 1, 2014 through the fiscal year ending September 30, 2019.

The proposed FY 15-19 CIP contains 74 updated and/or new projects totaling nearly \$178 million for FY 15. The five-year program anticipates \$521.2 million in capital investment spending. This reflects a continued investment to provide for the health, safety and quality of life for our citizens.

The 74 projects have proposed funding from a variety of sources which are primarily debt proceeds. However, we are funding from investment earnings revenue, “Pay Go,” and grants which will help reduce the amount of money we borrow now therefore reducing the amount of interest we pay in the future.

The CIP is the city’s financial plan of proposed capital projects. It includes project costs and schedules over a five-year period to meet the infrastructure needs of the City of Jacksonville and additional State of Florida growth management mandates.

Chapter 122 of the Jacksonville Ordinance Code requires that the CIP be prepared annually by the city’s Finance Department through submittals received by City departments, independent authorities and agencies.

Definitions

The CIP identifies major improvements and capital purchases needed to improve services to the community. Per Chapter 122, Part 6 of the ordinance code:

- a) **Capital Improvement** means a permanent addition, construction or fixture to real property or structures thereon that:
 - 1. has a useful life of more than ten (10) years,
 - 2. has an estimated purchase or construction cost of \$100,000 or more, or
 - 3. will be financed, in whole or in part, from bonds issued by the City.

Excluded from the term and definition of Capital Improvement shall be all routine resurfacing of streets, recurring annual items and routine maintenance and repair.

- b) **Capital Improvement Program** means a program to accomplish the implementation of each and every prioritized and approved Capital Improvement Project.
- c) **Capital Improvement Program Budget** shall be adopted on an annual basis as a separate budget or separate section within the annual budget. It shall list:
 - 1. each Capital Improvement Project,
 - 2. the estimated cost to purchase or construct each Capital Improvement Project, and

- 3. the anticipated source or sources of revenue to finance each Capital Improvement Project.
- d) **Capital Improvement Program Plan** means a complete description or listing of each Capital Improvement Project pursuant to the Capital Improvement Program.
- e) **Capital Improvement Project** means a planned undertaking of the City or an independent agency to purchase or construct a Capital Improvement.

Process

The CIP is prepared annually by the City of Jacksonville’s Finance Department through submittals received from the City departments, independent authorities, and agencies. It contains updated and/or new projects for the next five year (projects are adopted in year one and planned for years two through five). This reflects a continued investment to provide for the health, safety and quality of life for our citizens. To assist in balancing and prioritizing needs across the City, departments identify projects by one of the following “Program Areas.”

- a) **Drainage** - Project that improves drainage conditions and reduces flooding.
- b) **Environment/Quality of Life** - Project that would promote or improve the environment for the citizens of Jacksonville (e.g. water treatment plants).
- c) **Government Facilities** – Project designated as government facilities with primarily government employee occupancy.

- f) **Parks** - Project with buildings, grounds and/or recreational facilities within the park boundaries, also including the Preservation Project.
- d) **Public Facilities** – Project for facilities designated for primarily citizen use and include facilities such as the county courthouse, arena, and baseball park.
- e) **Public Safety** - Project relating to public safety including facilities.
- f) **Roads/Infrastructure/Transportation** – Project dedicated to expanding and widening roads; interchanges, overpasses and intersection improvements; and also includes road resurfacing, sidewalks/bike paths, as well as landscaping/tree planting along road improvement projects.
- g) **Targeted Economic Development** – Project is used to stimulate growth and revitalization by providing grants and loans for infrastructure, public improvements, and project development.
- h) **Art in Public Places:** Ordinance 96-1105-677 created a new Part 9, Chapter 126, concerning public art. Most new buildings have a percentage of their construction cost transferred to the Art in Public Places Trust Fund. These funds are used to implement a City-wide plan for the creation and placement of artworks as developed and administered by the Art in Public Places Commission. For Fiscal Year 2015, funding is identified for this program.

A typical capital project is planned and executed in the following phases:

- a) **Project Development** – These are costs incurred by the City to identify project requirements, and to define a project’s work scope including preliminary design studies, permitting requirements, data collection, public involvement, legal and technical documentation, cost estimates, environmental impacts, and assessment of alternatives.
- b) **Engineering/Design** – These are costs incurred by the City to design a project in accordance with the scope of work set forth in the development phase. This includes professional consultant fees, legal and technical documentation, constructability review, data collection, advertising, assessment of alternatives related to project design, construction management services, and bid reviews.
- c) **Land** – Costs incurred by the City for the purchase of land, easements and right-of-way. This also includes purchase price, surveys, appraisals, environmental audit, permitting, legal costs, maps, charts, aerial photography, and other costs such as wetlands restoration.
- d) **Construction** – This includes costs incurred by the City for all construction related tasks required to place a project in service. This includes project construction contracts, professional and technical assistance, advertising, legal and technical documentation, costs, inspections, testing, and permitting.
- e) **Contract Administration** – This includes costs incurred by the City for in-house project management, supervision and administration of capital projects. Administration costs include project design, technical reviews, construction management, construction inspection, technical specifications, surveying and mapping, cost of preparing reports and maintaining the capital

projects management information system, eminent domain, contract management, monitoring, and processing the related financial transactions.

Departments complete a CIP request form with information above and prioritize projects requests prior to submitting them to the Finance Department. The projects are then reviewed by the Departments of Public Works, Planning & Development, and Finance for reasonableness related to costs, operating budget and level of service impact.

The FY 2015 – 2019 CIP contains projects from various city departments and agencies including:

- a) Downtown Investment Authority
- b) Fire and Rescue
- c) Jacksonville Public Library
- d) Office of Economic Development
- e) Office of the Sheriff
- f) Office of Sports and Entertainment
- g) Parks, Recreation and Community Services
- h) Public Works
- i) Regulatory Compliance

**PROPOSED FIVE YEAR CIP
AND
PROJECT DETAIL SHEETS**

FY 2015 - 2019 Capital Improvement Projects

Funding Source	FY15	FY16	FY17	FY18	FY19
Banking Fund Proceeds	99,752,712	78,521,406	67,203,000	63,443,000	66,039,000
Contribution from Private Source	125,000				
Grant Funds	1,069,600	600,000	600,000	600,000	600,000
Interest Earnings & Revenue Appropriator	4,803,520	600,000	600,000	600,000	600,000
Transfer Between Projects	4,907,656				
Trust Fund	1,250,000				
Total Per Year	\$ 111,908,488	\$ 79,721,406	\$ 68,403,000	\$ 64,643,000	\$ 67,239,000

Dept.	Program Area	Project	Previous Appropriation	FY15	FY16	FY17	FY18	FY19	Beyond 5th Yr	Total Expenditures
DI	Roads/Infrastructure/Transportation	Downtown Street & Lighting Improvements	1,500,000	750,000						2,250,000
DI	Roads/Infrastructure/Transportation	Downtown Enhancements - Improved Wayfarer Signage		750,000						750,000
DI	Roads/Infrastructure/Transportation	Downtown Traffic Improvements - Two Way Streets		1,003,200	8,373,750					9,376,950
DI	Roads/Infrastructure/Transportation	Jacksonville Landing Public Infrastructure		11,800,000						11,800,000
ER	Environmental/Quality of Life	Countywide Environmental Compliance	11,750,000	6,000,000	1,250,000	1,500,000				20,500,000
ER	Environmental/Quality of Life	Jax Ash Sites	74,872,000	12,328,000	10,000,000	5,500,000	5,500,000	1,500,000		109,700,000
ER	Environmental/Quality of Life	Shipyards Project - Remediation		1,257,656						1,257,656
FR	Public Safety	Fire Station #56 - Relocation		3,800,000						3,800,000
FR	Public Safety	Relocate Fire Station #45			3,600,000					3,600,000
FR	Public Safety	New Fire Station #47				4,314,000				4,314,000
FR	Public Safety	Replace Fire Station #25				3,600,000				3,600,000
FR	Public Safety	Replace Fire Station #17				3,600,000				3,600,000
FR	Public Safety	New Fire Station #64				4,314,000				4,314,000
FR	Public Safety	Replace Fire Station #36					3,600,000			3,600,000
FR	Public Safety	New Fire Station #65					4,314,000			4,314,000
FR	Public Safety	New Fire Station #66					4,314,000			4,314,000
FR	Public Safety	Replace Fire Station #12						3,600,000		3,600,000
FR	Public Safety	New Fire Station #67						4,314,000		4,314,000
FR	Public Safety	Satellite Training Facility						20,000,000		20,000,000
JE	Roads/Infrastructure/Transportation	Jax Port		1,000,000						1,000,000
PL	Public Facilities	Main Library - Library Café Project	260,000	259,500						519,500
PL	Public Facilities	Main Library - Collaborative Spaces		250,000						250,000
PL	Public Facilities	Southeast Brach Library - Collaborative Spaces			250,000					250,000
PL	Public Facilities	Webb Westconnect Branch Library - Children's Center		250,000						250,000
PL	Public Facilities	Highlands Branch Library - Children's Center			250,000					250,000
PW	Environmental/Quality of Life	Courthouse - Old Duval County - Remediation/Demolition		4,200,000						4,200,000
PW	Roads/Infrastructure/Transportation	St. Johns River Bulkhead Assessment & Restoration - Countywide	6,800,000		2,000,000	2,000,000	2,000,000	2,000,000	11,000,000	25,800,000
PW	Roads/Infrastructure/Transportation	Bulkheads - Countywide Bulkhead Replacement		1,000,000						1,000,000
PW	Roads/Infrastructure/Transportation	Willowbranch Creek Bulkhead		2,500,000						2,500,000
PW	Parks	Northbank Riverwalk and Bulkhead Repair	4,151,425	3,000,000	3,000,000	3,000,000	3,000,000	3,000,000	18,500,000	37,651,425
PW	Government Facility	Facilities Capital Maintenance - Gov't	26,893,699	1,250,000	1,100,000	1,100,000	1,100,000	1,100,000	1,100,000	33,643,699
PW	Government Facility	ADA Compliance - Public Buildings	2,175,000	2,500,000						4,675,000
PW	Government Facility	Public Buildings - Roofing	29,957	700,000						729,957
PW	Public Safety	Fire Station #4 - Roof Replacement/ Waterproofing		181,167						181,167
PW	Public Safety	Tactical Support Facility - Roof System		128,528						128,528
PW	Public Facility	Charlie Joseph Senior Center - Renovation		390,000						390,000
PW	Public Facility	Riverview Senior Center - Renovation		270,000						270,000

Dept.	Program Area	Project	Previous Appropriation	FY15	FY16	FY17	FY18	FY19	Beyond 5th Yr	Total Expenditures
PW	Public Facility	Mary Singleton Senior Center - Renovatio		400,000						400,000
PW	Public Facility	Mary Singleton Senior Center - Air Chille				175,000				175,000
PW	Public Safety	Police Memorial Building - Backup Chille		126,745						126,745
PW	Public Safety	Pretrial Detention Facility - Stair and Shower Repairs		500,000						500,000
PW	Public Safety	Pretrial Detention Facility - Water Lines Repipe		800,000						800,000
PW	Public Facility	Jacksonville Beach Pier Repair	4,210,000	250,000						4,460,000
PW	Roads/Infrastructure/Transportation	ADA Compliance - Curb Ramps		7,500,000	11,000,000	11,000,000	11,000,000			40,500,000
PW	Roads/Infrastructure/Transportation	Intersection Improvements, Bridge, Misc. Construction	30,412,776	5,400,000	2,000,000	2,000,000	2,000,000	2,000,000	2,000,000	45,812,776
PW	Roads/Infrastructure/Transportation	Roadway Resurfacing	84,862,522	13,612,100	16,822,656	15,000,000	15,000,000	15,000,000	15,000,000	175,297,278
PW	Roads/Infrastructure/Transportation	Sidewalk Construction and Repair	12,639,877	5,920,000	3,000,000	3,000,000	3,000,000	3,000,000	3,000,000	33,559,877
PW	Roads/Infrastructure/Transportation	Five Points Improvements		750,000	3,250,000					4,000,000
PW	Roads/Infrastructure/Transportation	Old San Jose Blvd. Improvements		30,000	300,000					330,000
PW	Roads/Infrastructure/Transportation	Lone Star Road Extension		750,000						750,000
PW	Roads/Infrastructure/Transportation	US-1 Water and Sidewalk Improvements	600,000	3,075,000						3,675,000
PW	Roads/Infrastructure/Transportation	Robinson's Addition		250,000						250,000
PW	Roads/Infrastructure/Transportation	Land Acquisition - Moncrief & 13th Evaluator		200,000						200,000
PW	Roads/Infrastructure/Transportation	BMAP Water Quality Credit Trading		3,000,000	3,000,000	3,000,000	3,000,000	3,000,000		15,000,000
RP	Parks	Countywide Parks- Upgrades/Maintenance Repairs	12,957,871	3,000,000	3,000,000	3,000,000	3,000,000	3,000,000	3,000,000	30,957,871
RP	Parks	Americans with Disabilities Act (ADA) Compliance within Parks	2,837,106		1,000,000	750,000	750,000	750,000	750,000	6,837,106
RP	Parks	Huguenot Park - Entrance		1,200,000						1,200,000
RP	Parks	Blue Cypress Pool and Park	485,000	120,000	2,000,000					2,605,000
RP	Parks	Blue Cypress - Boardwalk		658,472						658,472
RP	Parks	Metropolitan Park Improvements		250,000						250,000
RP	Parks	Touchton Road Park	146,260	1,600,000						1,746,260
RP	Parks	Alberts Field		250,000						250,000
RP	Parks	Hammond Park Improvements	316,999	400,000						716,999
RP	Parks	Equestrian Center		350,000						350,000
RP	Parks	Florida Inland Navigation District (FIND) Projects			1,200,000	1,200,000	1,200,000	1,200,000	1,200,000	6,000,000
RP	Parks	Pottsburg Creek - Dredge	322,520	825,000						1,147,520
RP	Parks	Ortega River - Mooring Field and Channe	233,600	330,000						563,600
RP	Parks	Exchange Island - Dock & Pavilion	115,760	249,150						364,910
RP	Parks	Sisters Creek Marina/Boat Ramp - Redesign	70,760	227,040						297,800
RP	Parks	County Dock Road Boat Ramp	92,520	112,200						204,720
RP	Parks	Northbank Riverwalk and Bulkhead Repairs	80,000	157,080						237,080
RP	Parks	Arlington Lions Club Boat Ramp	80,840	232,650						313,490
RP	Parks	9A Baymeadows Phase II	1,000,000		4,000,000					5,000,000
RP	Parks	Hanna Park Splash Pad			50,000	400,000				450,000
RP	Parks	William Sheffield Park Phase II	750,000		2,000,000					2,750,000
RP	Parks	Hogans Creek Greenway	1,003,000		100,000	500,000	500,000			2,103,000
RP	Parks	Wheat Road Park			75,000	300,000				375,000
RP	Parks	Lonnie Miller Regional Park	89,050			200,000	2,000,000	2,000,000	1,000,000	5,289,050
RP	Parks	Forest Street Park				50,000	350,000			400,000
SH	Public Safety	Range Office/Training Bldg.		3,115,000						3,115,000
SP	Public Facility	Convention Center - Fire Alarm Replacemen		400,000						400,000
SP	Public Facility	Baseball Grounds - Conversion		300,000						300,000

Total \$ 281,738,542 \$ 111,908,488 \$ 82,621,406 \$ 69,503,000 \$ 65,628,000 \$ 65,464,000 \$ 56,550,000 \$ 733,413,436

FY 2015 - 2019 Proposed Stormwater Capital Improvement Projects

Funding Source	FY15	FY16	FY17	FY18	FY19
Banking Fund / Debt Proceeds	7,744,500	9,000,000	9,000,000	9,000,000	9,000,000
Capital Pay-Go	5,837,152	12,926,000	7,000,000	3,500,000	-
Total Per Year	\$ 13,581,652	\$ 21,926,000	\$ 16,000,000	\$ 12,500,000	\$ 9,000,000

Dept.	Program Area	Project	Previous Appropriation	FY15	FY16	FY17	FY18	FY19	Beyond 5th Yr	Total Expenditures
PW	Drainage	General Countywide Drainage System Rehabilitation	102,721,241	3,894,652	6,000,000	6,000,000	6,000,000	6,000,000	6,000,000	136,615,893
PW	Drainage	Champlain Road Drainage Improvements		140,000						140,000
PW	Drainage	Collen Road North Drainage Improvements		140,000						140,000
PW	Drainage	Highway Avenue Fabriform Failure Repair		320,000						320,000
PW	Drainage	Hobart Avenue Drainage Improvements		202,000						202,000
PW	Drainage	Knights Lane & Sam Road Intersection Drainage Improvements		400,000						400,000
PW	Drainage	Margate Drive Drainage Improvements		205,000						205,000
PW	Drainage	Nolan Street Drainage Improvements		208,000						208,000
PW	Drainage	Reed Street Drainage Improvements		327,500						327,500
PW	Drainage	Country Creek Drainage	2,600,726		3,400,000					6,000,726
PW	Drainage	Crystal Springs Area Drainage	1,800,000	2,700,000						4,500,000
PW	Drainage	Lower Eastside Drainage Phase II	3,865,460		726,000					4,591,460
PW	Drainage	Messer Area Drainage	2,950,000		1,800,000					4,750,000
PW	Drainage	Septic Tank Phase-Out	10,396,109		3,000,000	3,000,000	3,000,000	3,000,000	3,000,000	25,396,109
PW	Drainage	New Stormwater Improvement		2,500,000	5,000,000	5,000,000	2,500,000			15,000,000
PW	Drainage	LaSalle Street Outfall	50,000	2,000,000	2,000,000	2,000,000	1,000,000			7,050,000
PW	Drainage	Red Bay Sediment Basin Dredging		544,500						544,500
Total			\$ 124,383,536	\$ 13,581,652	\$ 21,926,000	\$ 16,000,000	\$ 12,500,000	\$ 9,000,000	\$ 9,000,000	\$ 206,391,188

FY 2015 - 2019 Proposed Solid Waste Capital Improvement Projects

Funding Source	FY15	FY16	FY17	FY18	FY19
Banking Fund / Debt Proceeds	49,677,000	-	-	-	-
Total Per Year	\$ 49,677,000	\$ -	\$ -	\$ -	\$ -

Dept.	Program Area	Project	Previous Appropriation	FY15	FY16	FY17	FY18	FY19	Beyond 5th Yr	Total Expenditures
PW	Environmental/ Quality of Life	CNG Conversion	5,406,000	6,677,000						12,083,000
PW	Environmental/ Quality of Life	Trail Ridge Landfill Expansior		43,000,000						43,000,000
Total			\$ 5,406,000	\$ 49,677,000	\$ -	\$ -	\$ -	\$ -	\$ -	\$ 55,083,000

FY 2015 - 2019 Proposed Community Redevelopment Area Capital Improvement Projects

Funding Source	FY15	FY16	FY17	FY18	FY19
Capital Pay-Go	3,400,000				
Total Per Year	\$ 3,400,000	\$ -	\$ -	\$ -	\$ -

Dept.	Program Area	Project	Previous Appropriation	FY15	FY16	FY17	FY18	FY19	Beyond 5th Yr	Total Expenditures
CC	Roads/Infrastructure/Transportation	JIA North Access Road		3,400,000						3,400,000
Total			\$ -	\$ 3,400,000	\$ -	\$ -	\$ -	\$ -	\$ -	\$ 3,400,000

**FY 2015 - 2019 PROPOSED CAPITAL IMPROVEMENT PROJECTS
PROPOSED FUNDING SOURCES**

	FY 15
Banking Fund Proceeds	99,752,712
Contribution from Private Source	125,000
Grant Funds	1,069,600
Interest Earnings & Revenue Appropriation	4,803,520
Transfer Between Projects	4,907,656
Trust Fund	1,250,000
Total	\$ 111,908,488

Dept.	Program Area	Project	FY15	Banking Fund Proceeds	Contribution from Private Source	Grant	Interest Earnings & Revenue Appropriation	Transfer Between Projects	Trust Fund
DI	Roads/Infrastructure/Transportation	Downtown Street & Lighting Improvements	750,000	750,000					
DI	Roads/Infrastructure/Transportation	Downtown Enhancements - Improved Wayfarer Signage	750,000	750,000					
DI	Roads/Infrastructure/Transportation	Downtown Traffic Improvements - Two Way Streets	1,003,200	1,003,200					
DI	Roads/Infrastructure/Transportation	Jacksonville Landing Public Infrastructure	11,800,000	11,800,000					
ER	Environmental/ Quality of Life	Countywide Environmental Compliance	6,000,000	6,000,000					
ER	Environmental/ Quality of Life	Jax Ash Sites	12,328,000	12,328,000					
ER	Environmental/ Quality of Life	Shipyards Project - Remediation	1,257,656					1,257,656	
FR	Public Safety	Fire Station #56 - Relocation	3,800,000	3,800,000					
JE	Roads/Infrastructure/Transportation	Jax Port	1,000,000	1,000,000					
PL	Public Facilities	Main Library - Library Café Project	259,500	259,500					
PL	Public Facilities	Main Library - Collaborative Spaces	250,000	250,000					
PL	Public Facilities	Webb Westconnect Branch Library - Children's Center	250,000	250,000					
PW	Environmental/ Quality of Life	Courthouse - Old Duval County - Remediation/Demolition	4,200,000	4,200,000					
PW	Roads/Infrastructure/Transportation	Bulkheads - Countywide Bulkhead Replacement	1,000,000					1,000,000	
PW	Roads/Infrastructure/Transportation	Willowbranch Creek Bulkhead	2,500,000					2,500,000	
PW	Roads/Infrastructure/Transportation	Northbank Riverwalk and Bulkhead Repair	3,000,000	3,000,000					
PW	Government Facility	Facilities Capital Maintenance - Gov't	1,250,000	1,100,000				150,000	
PW	Government Facility	ADA Compliance - Public Buildings	2,500,000	2,500,000					
PW	Government Facility	Public Buildings - Roofing	700,000	700,000					
PW	Public Safety	Fire Station #4 - Roof Replacement and Waterproofing	181,167	181,167					
PW	Public Safety	Tactical Support Facility - Roof System	128,528	128,528					
PW	Public Facility	Charlie Joseph Senior Center - Renovation	390,000	390,000					
PW	Public Facility	Riverview Senior Center - Renovation	270,000	270,000					
PW	Public Facility	Mary Singleton Senior Center - Renovation	400,000	400,000					
PW	Public Safety	Police Memorial Building - Backup Chiller	126,745	126,745					
PW	Public Safety	Pretrial Detention Facility - Stair and Shower Repairs	500,000	500,000					
PW	Public Safety	Pretrial Detention Facility - Water Lines Repipe	800,000	800,000					
PW	Public Facility	Jacksonville Beach Pier Repair	250,000	250,000					
PW	Roads/Infrastructure/Transportation	ADA Compliance - Curb Ramps	7,500,000	7,500,000					
PW	Roads/Infrastructure/Transportation	Intersection Improvements, Bridge, Misc. Construction	5,400,000	5,400,000					
PW	Roads/Infrastructure/Transportation	Roadway Resurfacing	13,612,100	9,972,100			3,640,000		
PW	Roads/Infrastructure/Transportation	Sidewalk Construction and Repair	5,920,000	5,920,000					
PW	Roads/Infrastructure/Transportation	Five Points Improvements	750,000	750,000					
PW	Roads/Infrastructure/Transportation	Old San Jose Blvd. Improvements	30,000	30,000					
PW	Roads/Infrastructure/Transportation	Lone Star Road	750,000	750,000					
PW	Roads/Infrastructure/Transportation	US-1 Water and Sidewalk Improvements	3,075,000	2,975,000		100,000			
PW	Roads/Infrastructure/Transportation	Robinson's Addition	250,000	250,000					
PW	Public Facility	Land Acquisition - Moncrief & 13th Evaluation	200,000	200,000					
PW	Roads/Infrastructure/Transportation	BMAP Water Quality Credit Trading	3,000,000	3,000,000					
RP	Parks	Countywide Parks- Upgrades/Maintenance Repairs	3,000,000	3,000,000					
RP	Parks	Huguonot Park - Entrance	1,200,000	1,200,000					
RP	Parks	Blue Cypress Pool and Park	120,000	120,000					
RP	Parks	Blue Cypress - Boardwalk	658,472	658,472					
RP	Parks	Metropolitan Park Improvements	250,000						250,000
RP	Parks	Touchton Road Park	1,600,000	1,475,000	125,000				
RP	Parks	Alberts Field	250,000	250,000					
RP	Parks	Hammond Park Improvements	400,000	400,000					
RP	Parks	Equestrian Center	350,000	350,000					

**FY 2015 - 2019 PROPOSED CAPITAL IMPROVEMENT PROJECTS
PROPOSED FUNDING SOURCES**

	FY 15
Banking Fund Proceeds	99,752,712
Contribution from Private Source	125,000
Grant Funds	1,069,600
Interest Earnings & Revenue Appropriation	4,803,520
Transfer Between Projects	4,907,656
Trust Fund	1,250,000
Total	\$ 111,908,488

Dept.	Program Area	Project	FY15	Banking Fund Proceeds	Contribution from Private Source	Grant	Interest Earnings & Revenue Appropriation	Transfer Between Projects	Trust Fund
RP	Parks	Pottsburg Creek - Dredge	825,000			375,000	450,000		
RP	Parks	Ortega River - Mooring Field and Channel	330,000			150,000	180,000		
RP	Parks	Exchange Island - Dock & Pavilion	249,150			113,250	135,900		
RP	Parks	Sisters Creek Marina/Boat Ramp - Redesign	227,040			103,200	123,840		
RP	Parks	County Dock Road Boat Ramp	112,200			51,000	61,200		
RP	Parks	Northbank Riverwalk and Bulkhead Repairs	157,080			71,400	85,680		
RP	Parks	Arlington Lions Club Boat Ramp	232,650			105,750	126,900		
SH	Public Safety	Range Office/Training Bldg.	3,115,000	2115000					1,000,000
SP	Public Facility	Convention Center - Fire Alarm Replacement	400,000	400000					
SP	Public Facility	Baseball Grounds - Soccer Conversion	300,000	300000					
Total			\$ 111,908,488	\$ 99,752,712	\$ 125,000	\$ 1,069,600	\$ 4,803,520	\$ 4,907,656	\$ 1,250,000

PROJECT TITLE:
Downtown Street & Lighting
Improvements

DEPARTMENT:
Downtown Investment Authority

PROGRAM:
Roads / Infrastructure /
Transportation

CIE REQUIREMENT:
No

PROJECT START DATE:
October 2014

DISTRICT:
4

PROJECT PHASE:
Design/Construction

PROJECT COMPLETION DATE:
September 2018

PROJECT NUMBER:
PW0315 01



Project Description:

The Downtown Lighting project addresses the lighting deficiencies and safety concerns identified within the “Downtown Lighting Evaluation” (“Study”) undertaken by the Jacksonville Sheriff’s Office dated January 16, 2014. The project focuses on improving lighting within a focus area generally defined with the southerly and northerly boundaries of St. Johns River and Church Street, respectively; and the easterly and westerly boundaries of Liberty Street and Julia Street, respectively. It will address public safety through improving lighting within the Study area, and in particular the aforementioned particular areas of concern.

Typical lighting improvements include: develop lighting plan(s); repair inoperable lighting; increase wattages, where necessary; decrease unnecessary light trespass and glare; repair light fixtures; and replace standard lighting fixtures with architecturally or place-making styles.

Operating Budget Impact:

The department does anticipate an impact to the operating budget. However, those costs are currently being developed. This project will take time to be fully executed.

<u>Expenditures by Funding Source</u>	<u>Prior Yrs</u>	<u>FY 14-15</u>	<u>FY 15-16</u>	<u>FY 16-17</u>	<u>FY 17-18</u>	<u>FY 18-19</u>	<u>Beyond 5th</u>	<u>Total Est Cost</u>
Banking Fund / Debt Proceeds	1,500,000	750,000						2,250,000
Pay-Go								-
Interest Earnings								-
Transfer Between Projects								-
Contribution from Private Source								-
Grant / Trust Fund								-
TOTAL	\$ 1,500,000	\$ 750,000	\$ -	\$ -	\$ -	\$ -	\$ -	\$ 2,250,000

PROJECT TITLE:
Downtown Enhancements -
Improved Wayfarer Signage

DEPARTMENT:
Downtown Investment Authority

PROGRAM:
Roads / Infrastructure /
Transportation

CIE REQUIREMENT:
No

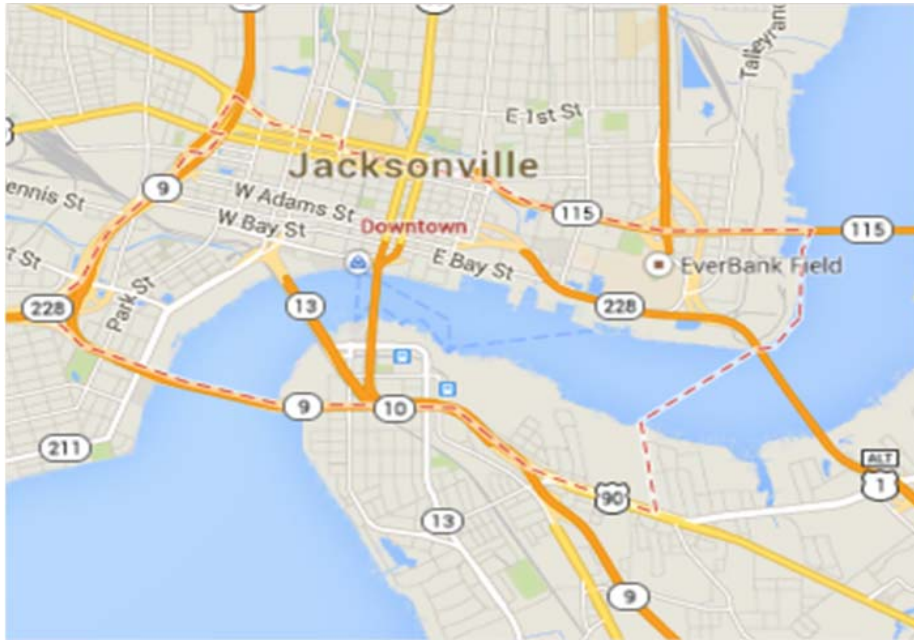
PROJECT START DATE:
October 2014

DISTRICT:
4

PROJECT PHASE:
Design/Construction

PROJECT COMPLETION DATE:
September 2018

PROJECT NUMBER:
PW0519 03



Project Description:
The Downtown Northbank CRA is comprised of several Districts, but no coordinated signage and wayfinding system was ever implemented to help people locate destinations and move from one district to another.

The implementation of a consistent, clean, and accurate system of wayfarer signs can better define the Downtown Northbank CRA portion of Downtown Jacksonville, reinforcing its unique character, attributes, and assisting both motorists and pedestrians in navigating through the area in a pleasant and easy way. These identifiers could not only provide improved directional information for both those in vehicles and pedestrians, but they also can become major elements of an improved public environment that add color, liveliness and a degree of celebration to the public realm.

Operating Budget Impact:
The department does anticipate an impact to the operating budget. However, those costs are currently being developed. This project will take time to be fully executed.

<u>Expenditures by Funding Source</u>	<u>Prior Yrs Funding</u>	<u>FY 14-15</u>	<u>FY 15-16</u>	<u>FY 16-17</u>	<u>FY 17-18</u>	<u>FY 18-19</u>	<u>Beyond 5th</u>	<u>Total Est Cost</u>
Banking Fund / Debt Proceeds		750,000						750,000
Pay-Go								-
Interest Earnings								-
Transfer Between Projects								-
Contribution from Private Source								-
Grant / Trust Fund								-
TOTAL		\$ - \$ 750,000	\$ -	\$ -	\$ -	\$ -	\$ -	\$ 750,000

PROJECT TITLE:
Downtown Traffic Improvements -
Two Way Streets

DEPARTMENT:
Downtown Investment Authority

PROGRAM:
Roads / Infrastructure /
Transportation

CIE REQUIREMENT:
No

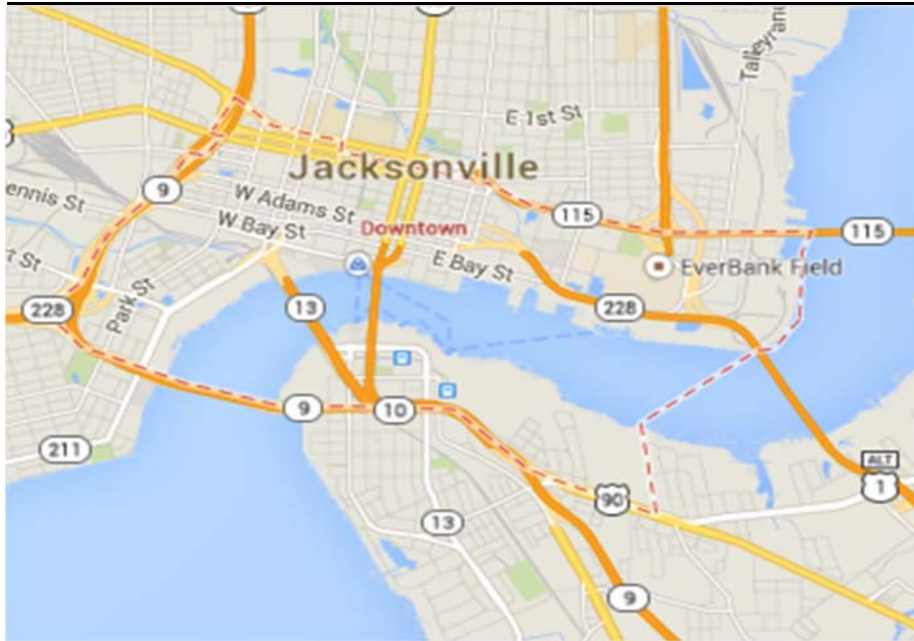
PROJECT START DATE:
October 2014

DISTRICT:
4

PROJECT PHASE:
Design

PROJECT COMPLETION DATE:
September 2018

PROJECT NUMBER:
PW0555 02



Project Description:
The need for traffic dispersion in the Downtown Northbank CRA will be increase as redevelopment grows. In order to improve the pedestrian experience and make businesses more visitnle and accessioble, it is recommended that several one-way streets be converted to enable two-way travel in order t imopriove wayfinding, improve access to propeties, and reduce travel distance to destinations. Impacted streets include Adams, Forsyth, Hogan, Julia, Monroe and Pearl Streets.

Operating Budget Impact:
The department does anticipate anipact to the operatingbudget. However, those costs are currently being developed. This project will take time to be fully executued.

<u>Expenditures by Funding Source</u>	<u>Prior Yrs Funding</u>	<u>FY 14-15</u>	<u>FY 15-16</u>	<u>FY 16-17</u>	<u>FY 17-18</u>	<u>FY 18-19</u>	<u>Beyond 5th</u>	<u>Total Est Cost</u>
Banking Fund / Debt Proceeds		1,003,200	8,373,750					9,376,950
Pay-Go								-
Interest Earnings								-
Transfer Between Projects								-
Contribution from Private Source								-
Grant / Trust Fund								-
TOTAL		\$ - \$ 1,003,200	\$ 8,373,750	\$ -	\$ -	\$ -	\$ -	\$ 9,376,950

PROJECT TITLE:
Jacksonville Landing Public
Infrastructure

DEPARTMENT:
Downtown Investment Authority

PROGRAM:
Environment / Quality of Life

CIE REQUIREMENT:
No

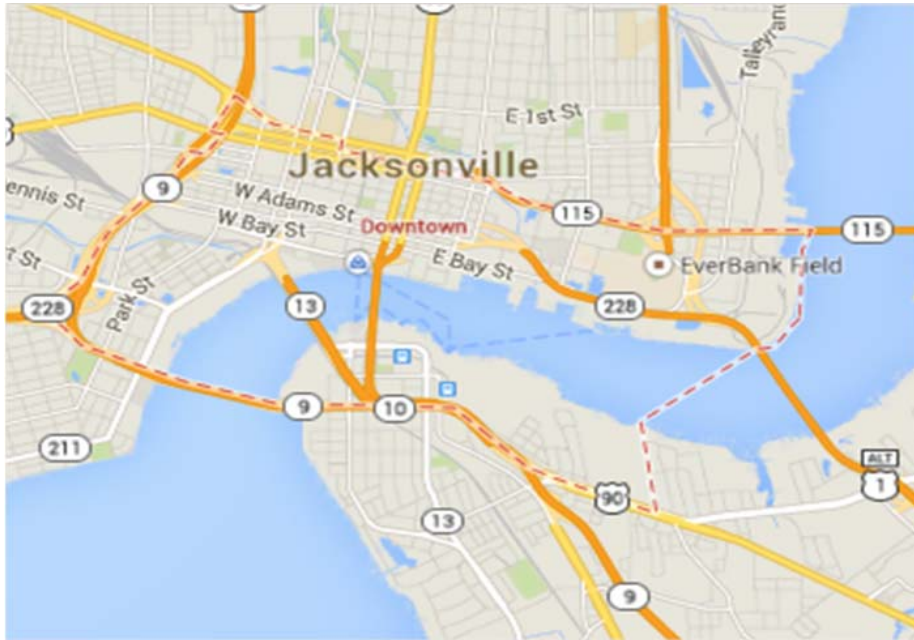
PROJECT START DATE:
October 2014

DISTRICT:
4

PROJECT PHASE:
Design

PROJECT COMPLETION DATE:
September 2018

PROJECT NUMBER:
PW0779 01



Project Description:
This projects provides a variety of infrastructure proejects collectively called the Landing Public Infrastrucuture projects. The project will open Riverview and integrate Laura Street, improve the riverwalk, build an ampitheater, make improvements under the Main Street Brdige and integrate Hogan Street and the Times Union.

Operating Budget Impact:
The department does anticipate anipact to the operatingbudget. However, those costs are currently being developed. This project will take time to be fully executued.

<u>Expenditures by Funding Source</u>	<u>Prior Yrs Funding</u>	<u>FY 14-15</u>	<u>FY 15-16</u>	<u>FY 16-17</u>	<u>FY 17-18</u>	<u>FY 18-19</u>	<u>Beyond 5th</u>	<u>Total Est Cost</u>
Banking Fund / Debt Proceeds		11,800,000						11,800,000
Pay-Go								-
Interest Earnings								-
Transfer Between Projects								-
Contribution from Private Source								-
Grant / Trust Fund								-
TOTAL		\$ - \$ 11,800,000	\$ -	\$ -	\$ -	\$ -	\$ -	\$ 11,800,000

PROJECT TITLE:
Environmental Compliance -
Countywide

DEPARTMENT:
Regulatory Compliance

PROGRAM:
Environment / Quality of Life

CIE REQUIREMENT:
No

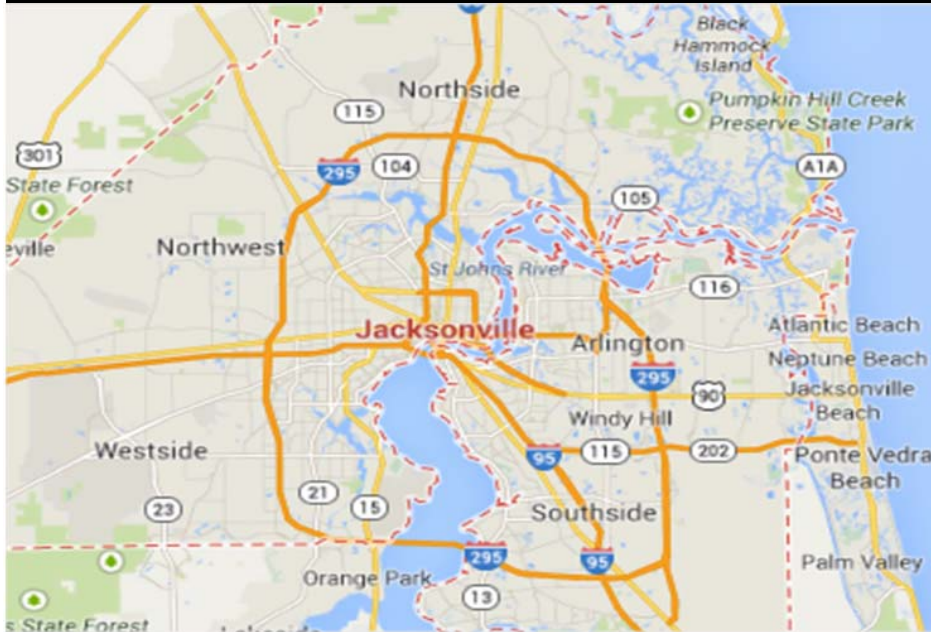
PROJECT START DATE:
October 2010

DISTRICT:
All

PROJECT PHASE:
Engineering/Design

PROJECT COMPLETION DATE:
September 2020

PROJECT NUMBER:
ERR005 01



Project Description:
Project focuses on the cleanup of various contaminated sites throughout the city. These dump sites are subject to a Memorandum of Understanding between the City of Jacksonville and the Florida Department of Environmental Protection to assess and remediate unlined dumps and any other contaminated sites we own that have environmental problems. Examples of locations include the Imeson Landfill, Hema Road, Linden Avenue, Burke Street Pond and Confederate Park.

Operating Budget Impact:
The operating impact to the budget is estimated to be \$10,000 for ground testing once environmental cleanup is completed at locations. This is necessary for one year.

<u>Expenditures by Funding Source</u>	<u>Prior Yrs</u>	<u>FY 14-15</u>	<u>FY 15-16</u>	<u>FY 16-17</u>	<u>FY 17-18</u>	<u>FY 18-19</u>	<u>Beyond 5th</u>	<u>Total Est Cost</u>
	<u>Funding</u>							
Banking Fund / Debt Proceeds	11,500,000	6,000,000	1,250,000	1,500,000				20,250,000
Pay-Go	250,000							250,000
Interest Earnings								-
Transfer Between Projects								-
Contribution from Private Source								-
Grant / Trust Fund								-
TOTAL	\$ 11,750,000	\$ 6,000,000	\$ 1,250,000	\$ 1,500,000	\$ -	\$ -	\$ -	\$ 20,500,000

PROJECT TITLE:
Jax Ash Sites

DEPARTMENT:
Regulatory Compliance

PROGRAM:
Environment / Quality of Life

CIE REQUIREMENT:
No

PROJECT START DATE:

DISTRICT:
7, 8 & 10

PROJECT PHASE:
Construction

PROJECT COMPLETION DATE:
September 2019

PROJECT NUMBER:
ERR002 01



Project Description:

The ash remediation program is a Superfund site composed of four areas of the City where municipal solid waste was burned in an incinerator as a method of treatment to render the material inert prior to disposal. The incinerator ash was deposited in areas of Jacksonville in the early to mid 1900's and consist of approximately 3,700+ sites in four areas designated as Brown's Dump, Forest Street, Fifth and Cleveland - Part 7 and Lonnie Miller. Due to the inefficent technology of the times, the solid waste materials were not rendered inert and as a result contain elevated levels of heavy metals and poly nuclear aromatic hydrocarbons above federal regulatory levels. The approved remediation method is to excavate the upper two feet of soil, replace with clean backfill, place institutional and engineering controls on the parcel. The ash is used as daily cover by the landfill. The ash remediation program is overseen by the Environmental Protection Agency and is administered by the Solid Waste Division.

Operating Budget Impact:

Upon completion of each site, groundwater monitoring, database upkeep, spot remediation is necessary totaling \$1,500,000 beginning in FY19. This is for a 20 year period.

<u>Expenditures by Funding Source</u>	<u>Prior Yrs</u>	<u>FY 14-15</u>	<u>FY 15-16</u>	<u>FY 16-17</u>	<u>FY 17-18</u>	<u>FY 18-19</u>	<u>Beyond 5th</u>	<u>Total Est Cost</u>
Banking Fund / Debt Proceeds	74,872,000	12,328,000	10,000,000	5,500,000	5,500,000	1,500,000		109,700,000
Pay-Go								-
Interest Earnings								-
Transfer Between Projects								-
Contribution from Private Source								-
Grant / Trust Fund								-
TOTAL	\$ 74,872,000	\$ 12,328,000	\$ 10,000,000	\$ 5,500,000	\$ 5,500,000	\$ 1,500,000	\$ -	\$ 109,700,000

PROJECT TITLE:
Shipyards Project - Remediation

DEPARTMENT:
Regulatory Compliance

PROGRAM:
Environment / Quality of Life

CIE REQUIREMENT:
No

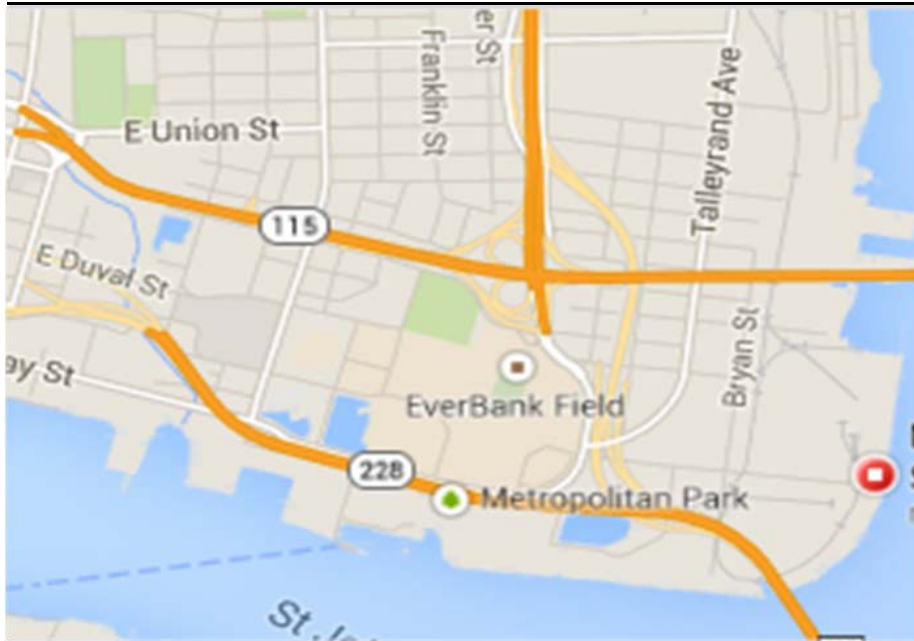
PROJECT START DATE:
October 2014

DISTRICT:
4

PROJECT PHASE:
Design

PROJECT COMPLETION DATE:
September 2016

PROJECT NUMBER:
JEE074 02



Project Description:
The Division of Risk Management is currently reviewing Response for Proposals to assess the environmental status of various parcels of properties at the Shipyards. This project will fund a remediation plan.

Operating Budget Impact:
Upon completion of the remediation plan, the department anticipates some monitoring. Current monitoring is included in the Downtown Investment Authority's FY15 budget.

<u>Expenditures by Funding Source</u>	<u>Prior Yrs Funding</u>	<u>FY 14-15</u>	<u>FY 15-16</u>	<u>FY 16-17</u>	<u>FY 17-18</u>	<u>FY 18-19</u>	<u>Beyond 5th</u>	<u>Total Est Cost</u>
Banking Fund / Debt Proceeds								-
Pay-Go								-
Interest Earnings								-
Transfer Between Projects		1,257,655						1,257,655
Contribution from Private Source								-
Grant / Trust Fund								-
TOTAL		\$ -	\$ 1,257,655	\$ -	\$ -	\$ -	\$ -	\$ 1,257,655

PROJECT TITLE:
Shipyards Project

DEPARTMENT:
Regulatory Compliance

PROGRAM:
Environment / Quality of Life

CIE REQUIREMENT:
No

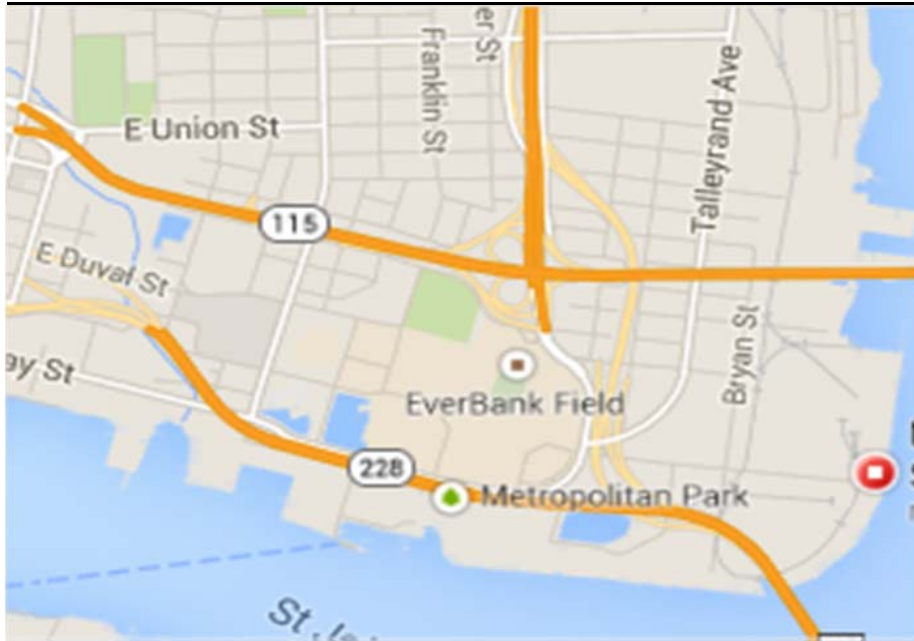
PROJECT START DATE:
November 2001

DISTRICT:
4

PROJECT PHASE:
Complete

PROJECT COMPLETION DATE:
N/A

PROJECT NUMBER:
JEE074 01



Project Description:
Approved by city ordinance 2001-451-E, the Shipyards project provided funds for an economic development agreement between the City and Trilegacy Group LLC for redevelopment of the Jacksonville Shipyards property. Surplus funding from the project will be transferred to a shipyards remediation project.

Operating Budget Impact:
There is no impact to the operating budget.

<u>Expenditures by Funding Source</u>	<u>Prior Yrs</u>	<u>FY 14-15</u>	<u>FY 15-16</u>	<u>FY 16-17</u>	<u>FY 17-18</u>	<u>FY 18-19</u>	<u>Beyond 5th</u>	<u>Total Est Cost</u>
Banking Fund / Debt Proceeds	39,622,399							39,622,399
Pay-Go								-
Interest Earnings								-
Transfer Between Projects		(1,257,655)						(1,257,655)
Contribution from Private Source								-
Grant / Trust Fund								-
TOTAL	\$ 39,622,399	\$ (1,257,655)	\$ -	\$ -	\$ -	\$ -	\$ -	\$ 38,364,744

PROJECT TITLE:
Fire Station #56 - Relocation

DEPARTMENT:
Fire and Rescue

PROGRAM:
Public Safety

CIE REQUIREMENT:
No

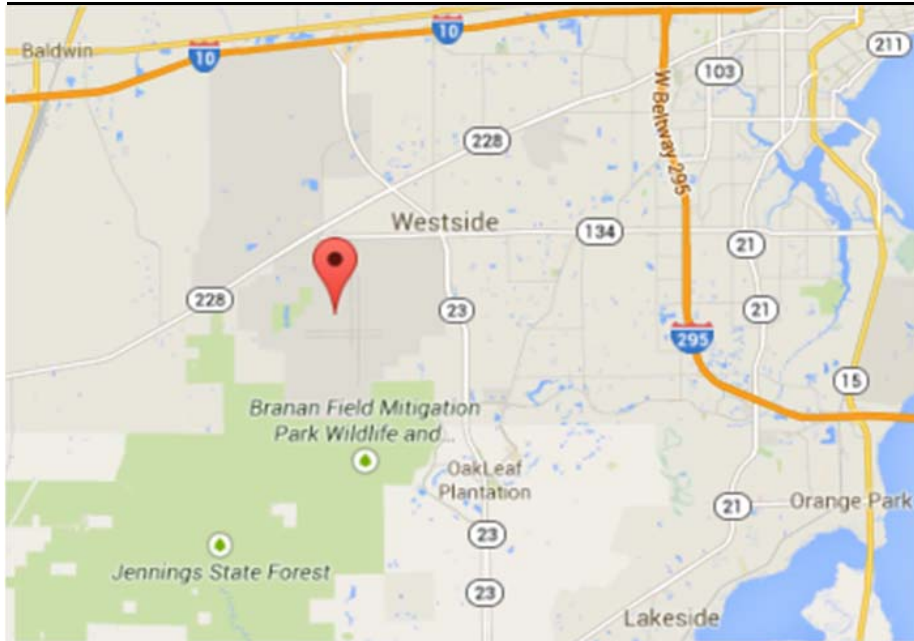
PROJECT START DATE:
December 2014

DISTRICT:
12

PROJECT PHASE:
Design/Construction

PROJECT COMPLETION DATE:
October 2015

PROJECT NUMBER:
FR0044 02



Project Description:
Relocate Fire Station 56 to a suitable location along Normandy Blvd. Staffing and equipment from the current station would be transferred to the new station. The project was identified in Phase I of the Public Protection Class Rate Reduction Study conducted by a private consultant in accordance with City Ordinance 2001-803-E, Section 421.103, Fire and Rescue Capital Study. A new fire station must be built to provide fire suppression coverage that meets ISO requirements for areas currently classified as PPC 10 between existing Fire Station 56 (Cecil Commerce Center) and Fire Station 43 in Maxville. Station 56's location is too far south and too deep inside Cecil, increasing response time. Some developed areas along Normandy Boulevard have no ISO-recognized fire protection. The Art in Public Places program will receive \$28,500 of funding.

Operating Budget Impact:
An additional seven full time positions are required to staff a Rescue Company at an estimated cost of \$837,515 annually, beginning in FY16.

<u>Expenditures by Funding Source</u>	<u>Prior Yrs Funding</u>	<u>FY 14-15</u>	<u>FY 15-16</u>	<u>FY 16-17</u>	<u>FY 17-18</u>	<u>FY 18-19</u>	<u>Beyond 5th</u>	<u>Total Est Cost</u>
Banking Fund / Debt Proceeds		3,800,000						3,800,000
Pay-Go								-
Interest Earnings								-
Transfer Between Projects								-
Contribution from Private Source								-
Grant / Trust Fund								-
TOTAL		\$ 3,800,000	\$ -	\$ -	\$ -	\$ -	\$ -	\$ 3,800,000

PROJECT TITLE:
Relocate Fire Station #45

DEPARTMENT:
Fire and Rescue

PROGRAM:
Public Safety

CIE REQUIREMENT:
No

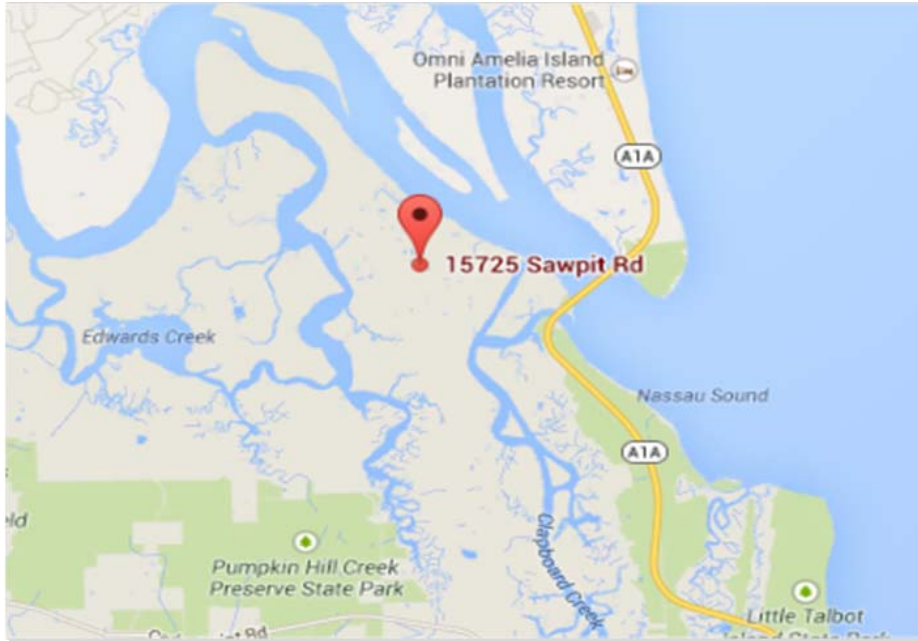
PROJECT START DATE:
December 2015

DISTRICT:
11

PROJECT PHASE:
Design/Construction

PROJECT COMPLETION DATE:
October 2016

PROJECT NUMBER:
FR0038 TBD



Project Description:
Relocate Fire Station 45 south of its current location on Sawpit Road. Staffing and equipment from the current station would be transferred to the new station. The need for this new fire station was identified in Phase I of the Public Protection Class Rate Reduction Study conducted by a private consultant in accordance with City Ordinance 2001-803-E, Section 421.103, Fire and Rescue Capital Study. A new fire station must be built in order to provide fire suppression coverage that meets ISO requirements for areas west of Black Hammock Island. Built upon areas along Cedar Point Road and Boney Road have no ISO recognized fire protection. The current location is too far north and too close to the county line and therefore does not efficiently cover a 5 road mile area per ISO requirement. Homeowners currently in this PPC 10 area could see their insurance premiums reduced by one half to two thirds when the fire station is built.

Operating Budget Impact:
Replacing existing Station. No additional impact.

<u>Expenditures by Funding Source</u>	<u>Prior Yrs Funding</u>	<u>FY 14-15</u>	<u>FY 15-16</u>	<u>FY 16-17</u>	<u>FY 17-18</u>	<u>FY 18-19</u>	<u>Beyond 5th</u>	<u>Total Est Cost</u>
Banking Fund / Debt Proceeds			3,600,000					3,600,000
Pay-Go								-
Interest Earnings								-
Transfer Between Projects								-
Contribution from Private Source								-
Grant / Trust Fund								-
TOTAL	\$ -	\$ -	\$ 3,600,000	\$ -	\$ -	\$ -	\$ -	\$ 3,600,000

PROJECT TITLE:
New Fire Station #47

DEPARTMENT:
Fire and Rescue

PROGRAM:
Public Safety

CIE REQUIREMENT:
No

PROJECT START DATE:
December 2016

DISTRICT:
11

PROJECT PHASE:
Design/Construction

PROJECT COMPLETION DATE:
October 2017

PROJECT NUMBER:
FR0019 TBD



Project Description:

This project includes determining the proper location and subsequent purchase of a suitable property for the construction and staffing of a new JFRD Fire Station 47. Homeowners within five road miles of the new fire station could see their insurance premiums reduced by as much as one half to two thirds. For the 626 homeowners affected this could mean more than \$1,064,200 in annual savings by way of lower insurance premiums. The old fire station is currently being used by JSO corrections and is inside a secure fence location. Optimally the station would be relocated to maximize ISO ratings to the community. This improvement will satisfy ISO requirements in an area of the county where there is currently no recognized fire protection. The need for this new fire station was identified in Phase I of the Public Protection Class Rate Reduction Study conducted by a private consultant in accordance with City Ordinance 2001-803-E, Section 421.103, Fire and Rescue Capital Study.

Operating Budget Impact:

18 FTE's to staff an Engine and Rescue Company are required at an estimated cost of \$1.99M/year.

<u>Expenditures by Funding Source</u>	<u>Prior Yrs Funding</u>	<u>FY 14-15</u>	<u>FY 15-16</u>	<u>FY 16-17</u>	<u>FY 17-18</u>	<u>FY 18-19</u>	<u>Beyond 5th</u>	<u>Total Est Cost</u>
Banking Fund / Debt Proceeds				4,314,000				4,314,000
Pay-Go								-
Interest Earnings								-
Transfer Between Projects								-
Contribution from Private Source								-
Grant / Trust Fund								-
TOTAL	\$ -	\$ -	\$ -	\$ 4,314,000	\$ -	\$ -	\$ -	\$ 4,314,000

PROJECT TITLE:
Replace Fire Station #25

DEPARTMENT:
Fire and Rescue

PROGRAM:
Public Safety

CIE REQUIREMENT:
No

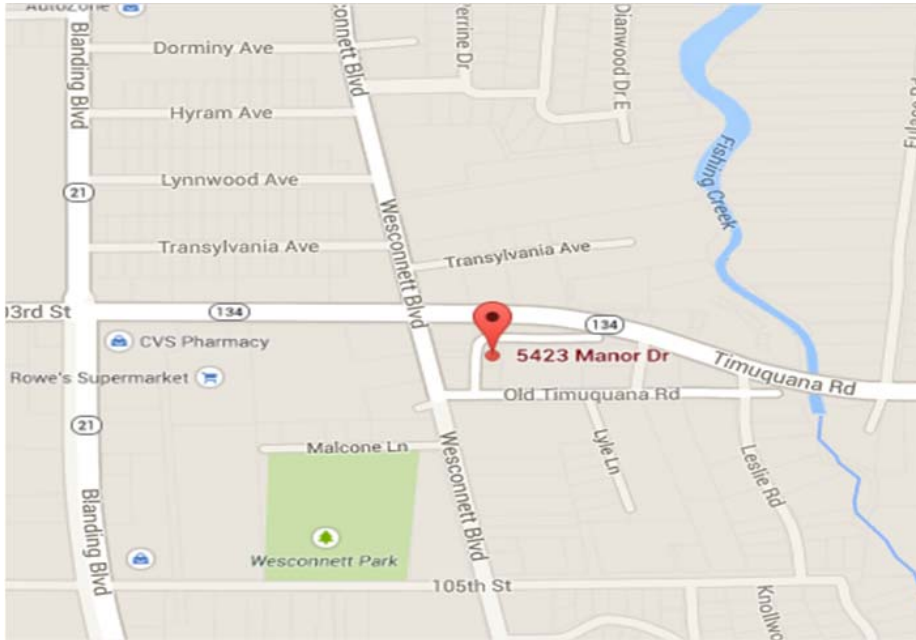
PROJECT START DATE:
December 2016

DISTRICT:
12

PROJECT PHASE:
Design/Construction

PROJECT COMPLETION DATE:
October 2017

PROJECT NUMBER:
FR0024 TBD



Project Description:

Replace old Fire Station #25 located at 5423 Manor Drive. The station was built in 1960 and has serious mold and design issues. This was recommended in the TriData and the 2012-2016 COJ Capital Improvement Program. The current station has become antiquated due to modern fire apparatus size. It also does not meet current ADA, female separation and code requirements.

Operating Budget Impact:

Replacing existing Station. No additional impact.

<u>Expenditures by Funding Source</u>	<u>Prior Yrs</u>	<u>FY 14-15</u>	<u>FY 15-16</u>	<u>FY 16-17</u>	<u>FY 17-18</u>	<u>FY 18-19</u>	<u>Beyond 5th</u>	<u>Total Est Cost</u>
Banking Fund / Debt Proceeds				3,600,000				3,600,000
Pay-Go								
Interest Earnings								
Transfer Between Projects								
Contribution from Private Source								
Grant / Trust Fund								
TOTAL		\$ -	\$ -	\$ -	\$ 3,600,000			\$ 3,600,000

PROJECT TITLE:
Replace Fire Station #17

DEPARTMENT:
Fire and Rescue

PROGRAM:
Public Safety

CIE REQUIREMENT:
No

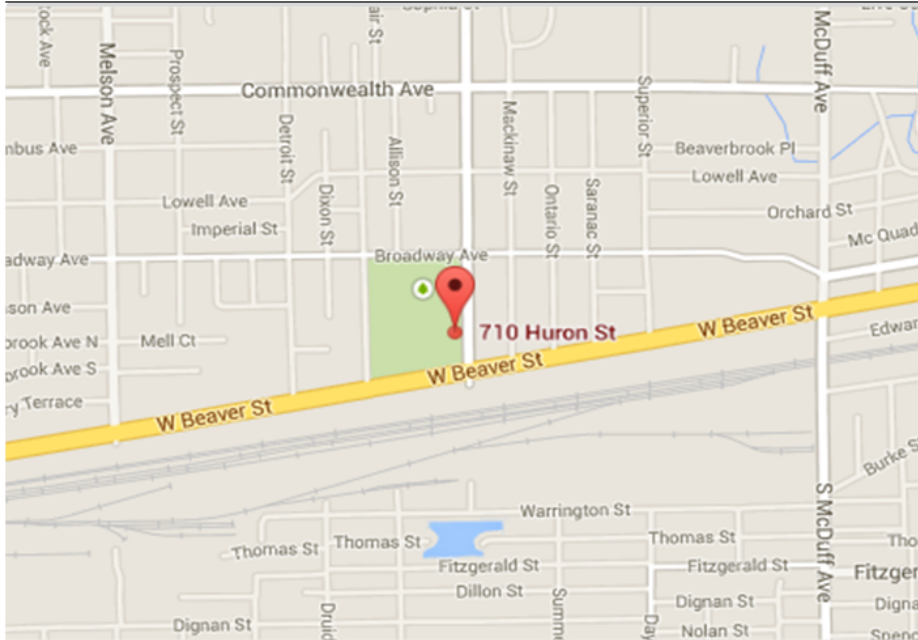
PROJECT START DATE:
December 2016

DISTRICT:
9

PROJECT PHASE:
Design/Construction

PROJECT COMPLETION DATE:
October 2017

PROJECT NUMBER:
TBD TBD



Project Description:

The current station was built in 1950 and has serious mold and design issues. This was recommended in the TriData and the 2012-2016 COJ Capital Improvement Program. The Fire Station is currently closed at night due to mold remediation. Station is currently located at 710 Huron Street. The current station has become antiquated due to modern fire apparatus size. It also doesn't meet current ADA, female separation and code requirements.

Operating Budget Impact:

Replacing existing Station. No additional impact.

<u>Expenditures by Funding Source</u>	<u>Prior Yrs</u>	<u>FY 14-15</u>	<u>FY 15-16</u>	<u>FY 16-17</u>	<u>FY 17-18</u>	<u>FY 18-19</u>	<u>Beyond 5th</u>	<u>Total Est Cost</u>
Banking Fund / Debt Proceeds				3,600,000				3,600,000
Pay-Go								-
Interest Earnings								-
Transfer Between Projects								-
Contribution from Private Source								-
Grant / Trust Fund								-
TOTAL		\$ -	\$ -	\$ 3,600,000	\$ -	\$ -	\$ -	\$ 3,600,000

PROJECT TITLE:
New Fire Station #64

DEPARTMENT:
Fire and Rescue

PROGRAM:
Public Safety

CIE REQUIREMENT:
No

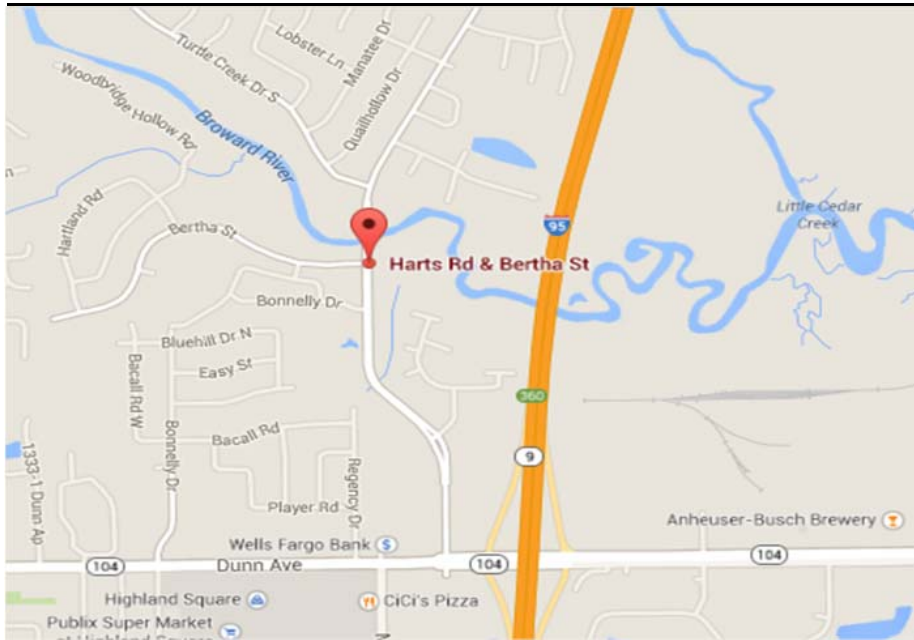
PROJECT START DATE:
December 2016

DISTRICT:
7

PROJECT PHASE:
Land/Design/Construction

PROJECT COMPLETION DATE:
September 2017

PROJECT NUMBER:
TBD TBD



Project Description:
This project includes determining the proper location near Bertha & Harts Rd. area, and subsequent purchase of a suitable property for the construction and staffing of a JFRD fire station. Build new Fire Station 64 as identified in COJ's 2012-2016 CIP and Tri Data reports to reduce response times for fire and EMS runs.

Operating Budget Impact:
11 FTE's to staff an Engine Company are required at an estimated cost of \$1.5M.

<u>Expenditures by Funding Source</u>	<u>Prior Yrs</u> <u>Funding</u>	<u>FY 14-15</u>	<u>FY 15-16</u>	<u>FY 16-17</u>	<u>FY 17-18</u>	<u>FY 18-19</u>	<u>Beyond 5th</u>	<u>Total Est Cost</u>
Banking Fund / Debt Proceeds						4,314,000		4,314,000
Pay-Go								-
Interest Earnings								-
Transfer Between Projects								-
Contribution from Private Source								-
Grant / Trust Fund								-
TOTAL	\$ -	\$ -	\$ -	\$ -	\$ -	\$ 4,314,000	\$ -	\$ 4,314,000

PROJECT TITLE:
Replace Fire Station #36

DEPARTMENT:
Fire and Rescue

PROGRAM:
Public Safety

CIE REQUIREMENT:
No

PROJECT START DATE:
December 2017

DISTRICT:
10

PROJECT PHASE:
Land/Design/Construction

PROJECT COMPLETION DATE:
10/1/2018

PROJECT NUMBER:
PW0371 TBD



Project Description:
The current station is located in a residential neighborhood and should be moved to the area of New Kings Rd. and Edgewood Avenue. It was built in 1975 and has serious mold and design issues. This was recommended in the TriData Report and the 2012-2016 COJ Capital Improvement Program. The current station has become antiquated due to modern fire apparatus size. It also doesn't meet current ADA, female separation and code requirements.

Operating Budget Impact:
Replacing existing Station. No additional impact.

<u>Expenditures by Funding Source</u>	<u>Prior Yrs Funding</u>	<u>FY 14-15</u>	<u>FY 15-16</u>	<u>FY 16-17</u>	<u>FY 17-18</u>	<u>FY 18-19</u>	<u>Beyond 5th</u>	<u>Total Est Cost</u>
Banking Fund / Debt Proceeds					3,600,000			3,600,000
Pay-Go								-
Interest Earnings								-
Transfer Between Projects								-
Contribution from Private Source								-
Grant / Trust Fund								-
TOTAL	\$ -	\$ -	\$ -	\$ -	\$ 3,600,000	\$ -	\$ -	\$ 3,600,000

PROJECT TITLE:
New Fire Station #65

DEPARTMENT:
Fire and Rescue

PROGRAM:
Public Safety

CIE REQUIREMENT:
No

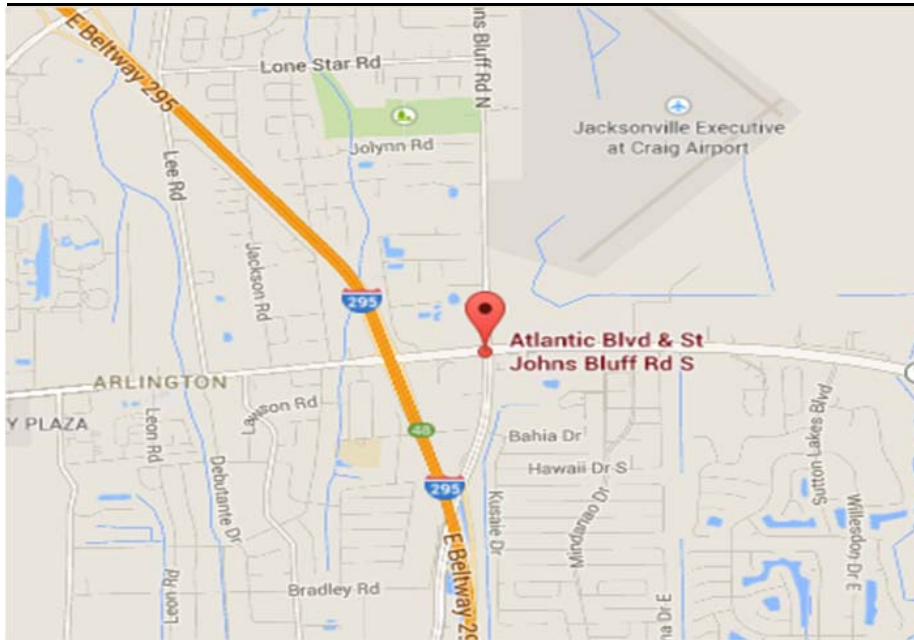
PROJECT START DATE:
December 2017

DISTRICT:
2

PROJECT PHASE:
Land/Design/Construction

PROJECT COMPLETION DATE:
September 2018

PROJECT NUMBER:
TBD TBD



Project Description:

This project includes determining the proper location and subsequent purchase of a suitable property near Atlantic & St. Johns Bluff area for the construction and staffing of a JFRD fire station. Build new Fire Station 65 as identified in COJ's 2012-2016 CIP and Tri Data reports to reduce response times for fire and EMS runs.

Operating Budget Impact:

11 FTE's to staff an Engine Company are required at an estimated cost of \$1.5M.

<u>Expenditures by Funding Source</u>	<u>Prior Yrs</u>	<u>FY 14-15</u>	<u>FY 15-16</u>	<u>FY 16-17</u>	<u>FY 17-18</u>	<u>FY 18-19</u>	<u>Beyond 5th</u>	<u>Total Est Cost</u>
	<u>Funding</u>							
Banking Fund / Debt Proceeds					4,314,000			4,314,000
Pay-Go								-
Interest Earnings								-
Transfer Between Projects								-
Contribution from Private Source								-
Grant / Trust Fund								-
TOTAL		\$ -	\$ -	\$ -	\$ 4,314,000	\$ -	\$ -	\$ 4,314,000

PROJECT TITLE:
New Fire Station #66

DEPARTMENT:
Fire and Rescue

PROGRAM:
Public Safety

CIE REQUIREMENT:
No

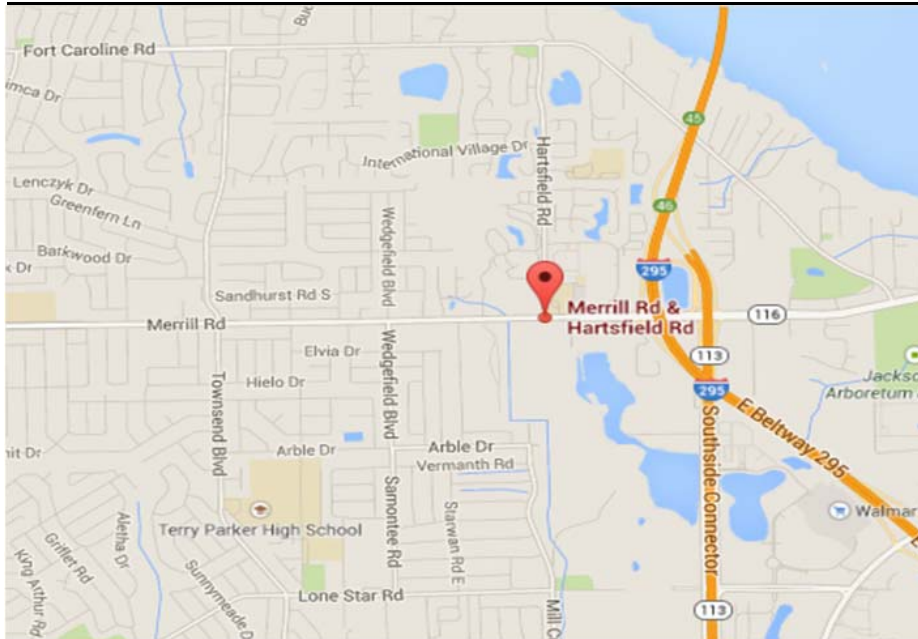
PROJECT START DATE:
December 2017

DISTRICT:
1

PROJECT PHASE:
Land/Design/Construction

PROJECT COMPLETION DATE:
43709

PROJECT NUMBER:
TBD TBD



Project Description:
This project includes determining the proper location and subsequent purchase of a suitable property near Merrill Road and Hartsfield area for the construction and staffing of a JFRD fire station. Build new Fire Station 66 as identified in COJ's 2012-2016 CIP and Tri Data reports to reduce response times for fire and EMS runs.

Operating Budget Impact:
11 FTE's to staff an Engine Company are required at an estimated cost of \$1.5M.

<u>Expenditures by Funding Source</u>	<u>Prior Yrs</u>	<u>FY 14-15</u>	<u>FY 15-16</u>	<u>FY 16-17</u>	<u>FY 17-18</u>	<u>FY 18-19</u>	<u>Beyond 5th</u>	<u>Total Est Cost</u>
	<u>Funding</u>							
Banking Fund / Debt Proceeds					4,314,000			4,314,000
Pay-Go								-
Interest Earnings								-
Transfer Between Projects								-
Contribution from Private Source								-
Grant / Trust Fund								-
TOTAL		\$ -	\$ -	\$ -	\$ 4,314,000	\$ -	\$ -	\$ 4,314,000

PROJECT TITLE:
Replace Fire Station #12

DEPARTMENT:
Fire and Rescue

PROGRAM:
Public Safety

CIE REQUIREMENT:
No

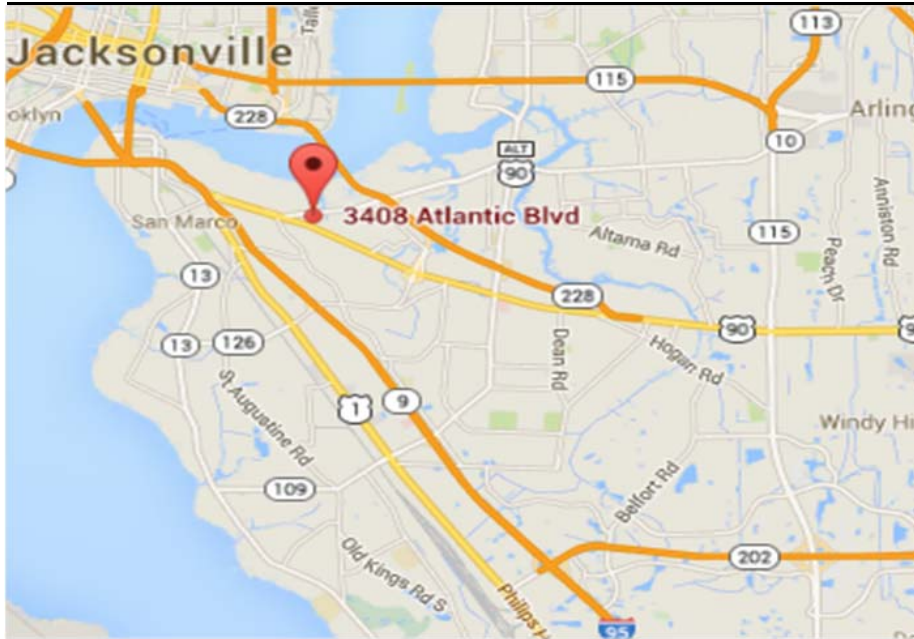
PROJECT START DATE:
December 2018

DISTRICT:
4

PROJECT PHASE:
Land/Design/Construction

PROJECT COMPLETION DATE:
10/1/2019

PROJECT NUMBER:
TBD TBD



Project Description:
Replace old Fire Station 12 located at 3408 Atlantic Blvd. The current station was built in 1954 and has serious mold and design issues. This replacement was recommended in the TriData Report and the 2012-2016 COJ Capital Improvement Program. The current station has become antiquated due to modern fire apparatus size. It also doesn't meet current ADA, female separation and code requirements.

Operating Budget Impact:
Replacing existing Station. No additional impact.

<u>Expenditures by Funding Source</u>	<u>Prior Yrs</u>	<u>FY 14-15</u>	<u>FY 15-16</u>	<u>FY 16-17</u>	<u>FY 17-18</u>	<u>FY 18-19</u>	<u>Beyond 5th</u>	<u>Total Est Cost</u>
	<u>Funding</u>							
Banking Fund / Debt Proceeds						3,600,000		3,600,000
Pay-Go								-
Interest Earnings								-
Transfer Between Projects								-
Contribution from Private Source								-
Grant / Trust Fund								-
TOTAL		\$ -	\$ -	\$ -	\$ -	\$ 3,600,000	\$ -	\$ 3,600,000

PROJECT TITLE:
New Fire Station #67

DEPARTMENT:
Fire and Rescue

PROGRAM:
Public Safety

CIE REQUIREMENT:
No

PROJECT START DATE:
December 2018

DISTRICT:
8

PROJECT PHASE:
Land/Design/Construction

PROJECT COMPLETION DATE:
9/1/2019

PROJECT NUMBER:
TBD TBD



Project Description:
This project includes determining the proper location and subsequent purchase of a suitable property near Fredricksburg Ave. and Sibbald Rd. for the construction and staffing of a JFRD fire station. Build new Fire Station 67 as identified in COJ's 2012-2016 CIP and Tri Data reports to reduce response times for fire and EMS runs.

Operating Budget Impact:
11 FTE's to staff an Engine Company are required at an estimated cost of \$1.5M.

<u>Expenditures by Funding Source</u>	<u>Prior Yrs</u>	<u>FY 14-15</u>	<u>FY 15-16</u>	<u>FY 16-17</u>	<u>FY 17-18</u>	<u>FY 18-19</u>	<u>Beyond 5th</u>	<u>Total Est Cost</u>
	<u>Funding</u>							
Banking Fund / Debt Proceeds						4,314,000		4,314,000
Pay-Go								-
Interest Earnings								-
Transfer Between Projects								-
Contribution from Private Source								-
Grant / Trust Fund								-
TOTAL		\$ -	\$ -	\$ -	\$ -	\$ 4,314,000	\$ -	\$ 4,314,000

PROJECT TITLE:
Satellite Training Facility

DEPARTMENT:
Fire and Rescue

PROGRAM:
Public Safety

CIE REQUIREMENT:
No

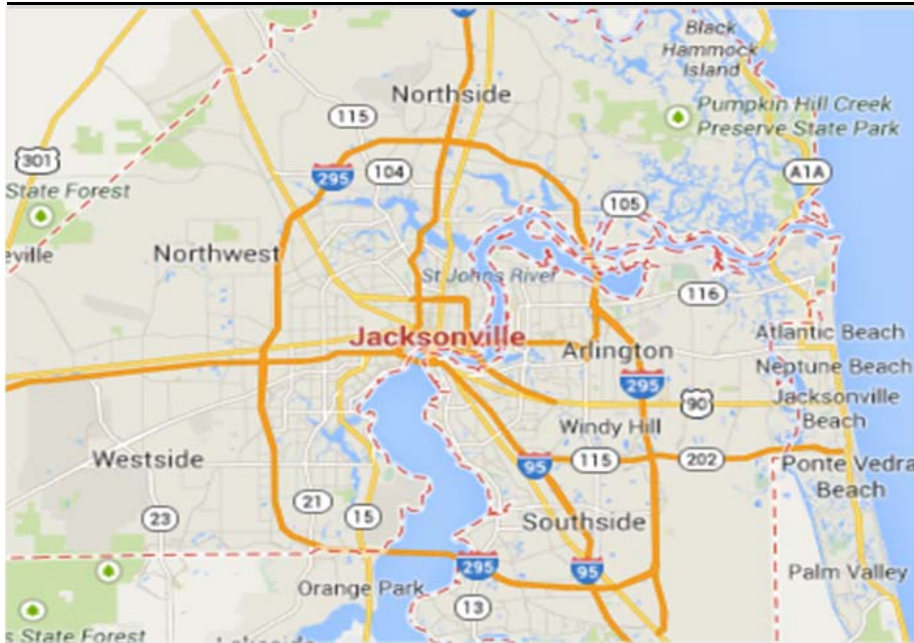
PROJECT START DATE:
December 2018

DISTRICT:
All

PROJECT PHASE:
Land/Design/Construction

PROJECT COMPLETION DATE:
September 2019

PROJECT NUMBER:
TBD TBD



Project Description:
Project to fund a Fire Training Facility that at a minimum meets Insurance Services Organization requirements for a training center Drill Tower of at least 3 stories, Live fire training structure (including smoke room), 2 acre training area. There are satellite fire training facilities available through vendors across the nation that specialize in satellite style facilities. Land acquisition would be based on the option of using existing city owned property or having to look for new land acquisitions. Estimates are based on a similar facility built in Sun City West, Arizona in 2013. Our fire department is responsible for providing fire and EMS coverage to all 840 square miles of the city. With one training center located on the east side of the city, companies located on the west side of the city are often required to drive a long distance to reach the facility. This creates a void in the delivery of service and increased response times while the apparatus is attending ISO and other mandated training at the training facility.

Operating Budget Impact:
Maintenance cost on the facility and additional funding for electric/water etc. would be required.

<u>Expenditures by Funding Source</u>	<u>Prior Yrs</u>	<u>FY 14-15</u>	<u>FY 15-16</u>	<u>FY 16-17</u>	<u>FY 17-18</u>	<u>FY 18-19</u>	<u>Beyond 5th</u>	<u>Total Est Cost</u>
	<u>Funding</u>							
Banking Fund / Debt Proceeds						20,000,000		20,000,000
Pay-Go								-
Interest Earnings								-
Transfer Between Projects								-
Contribution from Private Source								-
Grant / Trust Fund								-
TOTAL	\$	-	\$	-	\$	-	\$	-
								\$ 20,000,000

PROJECT TITLE:

Jax Port

DEPARTMENT:

Office of Economic Development

PROGRAM:Roads / Infrastructure /
Transportation**CIE REQUIREMENT:**

No

PROJECT START DATE:

October 2014

DISTRICT:

11

PROJECT PHASE:

Construction

PROJECT COMPLETION DATE:

December 2015

PROJECT NUMBER:

PW0781 01

**Project Description:**

Funds will be provided to assist the Jacksonville Port Authority with its harbor deepening project. Funds are matched with federal funds (\$3,148,595).

Operating Budget Impact:

There is no impact to the city's operating budget. Any increases would be assumed by the Jacksonville Port Authority.

<u>Expenditures by Funding Source</u>	<u>Prior Yrs</u>	<u>FY 14-15</u>	<u>FY 15-16</u>	<u>FY 16-17</u>	<u>FY 17-18</u>	<u>FY 18-19</u>	<u>Beyond 5th</u>	<u>Total Est Cost</u>
	<u>Funding</u>							
Banking Fund / Debt Proceeds								-
Pay-Go		1,000,000						1,000,000
Interest Earnings								-
Transfer Between Projects								-
Contribution from Private Source								-
Grant / Trust Fund								-
TOTAL		\$ -	\$ 1,000,000	\$ -	\$ -	\$ -	\$ -	\$ 1,000,000

PROJECT TITLE:
Main Library - Library Café Project

DEPARTMENT:
Public Libraries

PROGRAM:
Public Facilities

CIE REQUIREMENT:
No

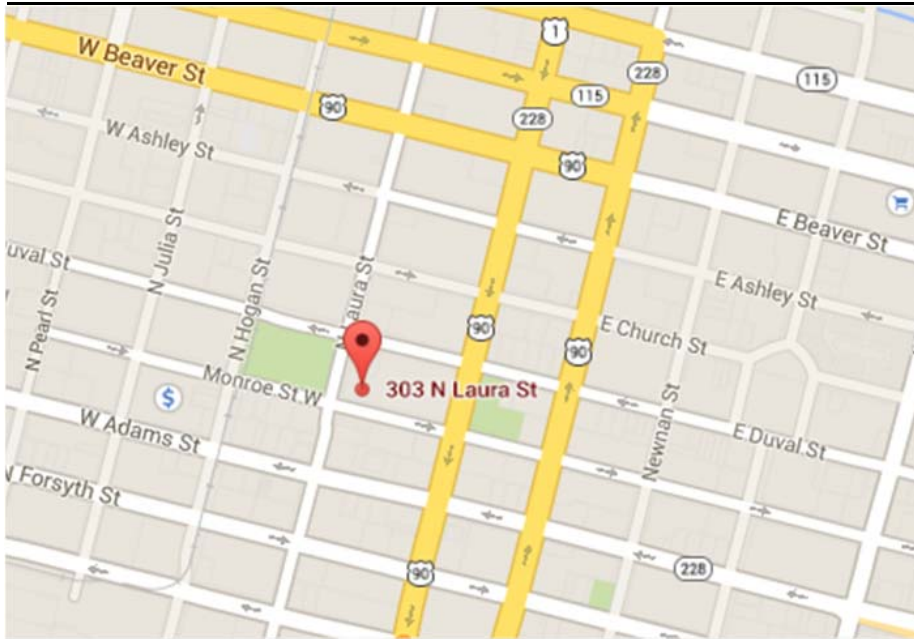
PROJECT START DATE:
October 2014

DISTRICT:
4

PROJECT PHASE:
Construction

PROJECT COMPLETION DATE:
September 2015

PROJECT NUMBER:
PL0009 03



Project Description:
Due to difficulty in finding a tenant for the shell space left after the departure of Shelby's a build out is required to produce an income generating space. The project space will include the cosmetic repairs of the damage left by previous tenant and the installation of commercial kitchen equipment. The build out will be based on the existing layout and originally designed plans for the space.

Operating Budget Impact:
Any additional costs for the operation and maintenance of the space would be paid for by the potential tenant.

<u>Expenditures by Funding Source</u>	<u>Prior Yrs</u>	<u>FY 14-15</u>	<u>FY 15-16</u>	<u>FY 16-17</u>	<u>FY 17-18</u>	<u>FY 18-19</u>	<u>Beyond 5th</u>	<u>Total Est Cost</u>
	<u>Funding</u>							
Banking Fund / Debt Proceeds	260,000	259,500						519,500
Pay-Go								-
Interest Earnings								-
Transfer Between Projects								-
Contribution from Private Source								-
Grant / Trust Fund								-
TOTAL	\$ 260,000	\$ 259,500	\$ -	\$ -	\$ -	\$ -	\$ -	\$ 519,500

PROJECT TITLE:
Main Library - Collaborative Spaces

DEPARTMENT:
Public Libraries

PROGRAM:
Public Facilities

CIE REQUIREMENT:
No

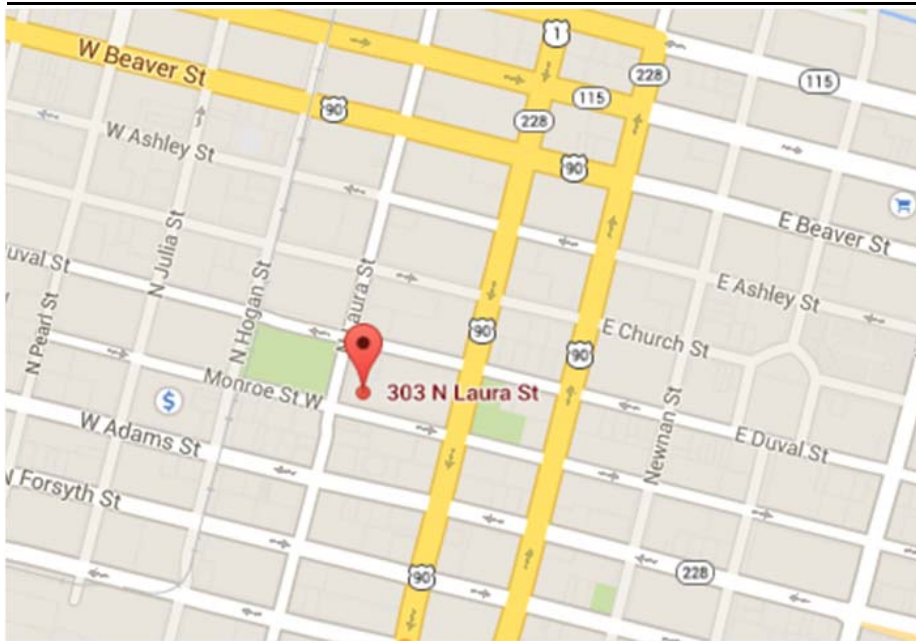
PROJECT START DATE:
October 2014

DISTRICT:
4

PROJECT PHASE:
Design & Construction

PROJECT COMPLETION DATE:
September 2016

PROJECT NUMBER:
PL0009 05



Project Description:

Transform space on the second floor of the Main Library into a collaborative space. The project will provide 4,000 square footage of interactive furnishings to provide access to knowledge, research, and collaborations for students or professionals.

This project will inspire people to use the library in new ways. Libraries will expand the thoughts about space in the physical library. The area is an individual and group driven innovation space that focuses on expression and creativity in libraries. The core element is knowledge and culture and the ability to blend knowledge domains which would not normally be mixed.

Operating Budget Impact:

Additional costs for the maintenance and upgrades of added technologies.

<u>Expenditures by Funding Source</u>	<u>Prior Yrs Funding</u>	<u>FY 14-15</u>	<u>FY 15-16</u>	<u>FY 16-17</u>	<u>FY 17-18</u>	<u>FY 18-19</u>	<u>Beyond 5th</u>	<u>Total Est Cost</u>
Banking Fund / Debt Proceeds		250,000						250,000
Pay-Go								-
Interest Earnings								-
Transfer Between Projects								-
Contribution from Private Source								-
Grant / Trust Fund								-
TOTAL		\$ 250,000	\$ -	\$ -	\$ -	\$ -	\$ -	\$ 250,000

PROJECT TITLE:
Southeast Branch Library -
Collaborative Spaces

DEPARTMENT:
Public Libraries

PROGRAM:
Public Facilities

CIE REQUIREMENT:
No

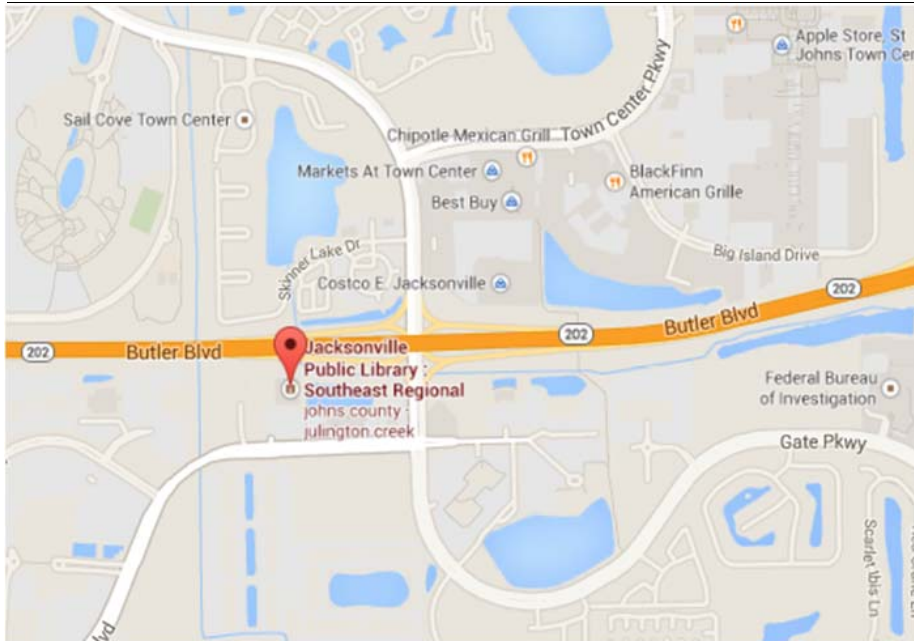
PROJECT START DATE:
October 2014

DISTRICT:
8 and 10

PROJECT PHASE:
Design/Construction

PROJECT COMPLETION DATE:
September 2016

PROJECT NUMBER:
PL0006 TBD



Project Description:
Transform spaces at the Southeast Branch Library into a collaborative space. The project will provide 5,400 square footage of interactive furnishings to provide access to knowledge, research, and collaborations.

This project will inspire people to use the library in new ways. Libraries will expand the thoughts about space in the physical library. The area is an individual and group driven innovation space that focuses on expression and creativity in libraries. The core element is knowledge and culture and the ability to blend knowledge domains which would not normally be mixed.

Operating Budget Impact:
Additional costs for the maintenance and upgrades of added technologies.

<u>Expenditures by Funding Source</u>	<u>Prior Yrs</u>	<u>FY 14-15</u>	<u>FY 15-16</u>	<u>FY 16-17</u>	<u>FY 17-18</u>	<u>FY 18-19</u>	<u>Beyond 5th</u>	<u>Total Est Cost</u>	
	<u>Funding</u>								
Banking Fund / Debt Proceeds			250,000					250,000	
Pay-Go								-	
Interest Earnings								-	
Transfer Between Projects								-	
Contribution from Private Source								-	
Grant / Trust Fund								-	
TOTAL	\$	- \$	- \$	250,000	\$	- \$	- \$	- \$	250,000

PROJECT TITLE:
Webb Westconnect Branch Library -
Children's Center

DEPARTMENT:
Public Libraries

PROGRAM:
Public Facilities

CIE REQUIREMENT:
No

PROJECT START DATE:
October 2014

DISTRICT:
10

PROJECT PHASE:
Design & Construction

PROJECT COMPLETION DATE:
September 2015

PROJECT NUMBER:
PL0020 02



Project Description:
Create an interactive literacy and learning spaces at the Webb Westconnect Branch Library that is devoted to providing information and literacy materials in a hands-on experimental learning approach for early literacy, elementary educational achievement and tween services. The space would support literacy and learning in a fun, interactive and literacy-rich environment using state and local educational standards as guides for skill development by updating technology, improving "flow", and replacing materials with developmentally appropriate furniture and resources.

Some areas would encourage and allow young children and their caregiver(s) to read and play together in an environment that mimics the "real world". This would support making parallels from the "controlled" library learning space to practical application in the home and community.

Operating Budget Impact:
None - After the upgrade, no additional cost would be added to the library's operating budget other than normal maintenance costs incurred from the same items.

<u>Expenditures by Funding Source</u>	<u>Prior Yrs Funding</u>	<u>FY 14-15</u>	<u>FY 15-16</u>	<u>FY 16-17</u>	<u>FY 17-18</u>	<u>FY 18-19</u>	<u>Beyond 5th</u>	<u>Total Est Cost</u>
Banking Fund / Debt Proceeds		250,000						250,000
Pay-Go								-
Interest Earnings								-
Transfer Between Projects								-
Contribution from Private Source								-
Grant / Trust Fund								-
TOTAL	\$ -	\$ 250,000	\$ -	\$ -	\$ -	\$ -	\$ -	\$ 250,000

PROJECT TITLE:
Highlands Branch Library -
Children's Center

DEPARTMENT:
Public Libraries

PROGRAM:
Public Facilities

CIE REQUIREMENT:
No

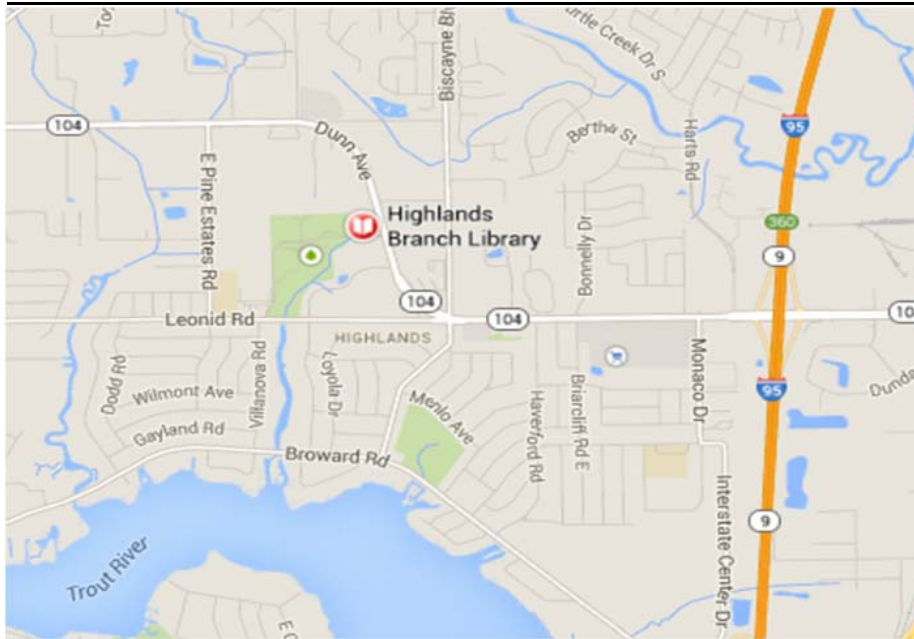
PROJECT START DATE:
October 2015

DISTRICT:
8

PROJECT PHASE:
Design/Construction

PROJECT COMPLETION DATE:
September 2016

PROJECT NUMBER:
PL0018 TBD



Project Description:
Create an interactive literacy and learning spaces at the Highlands Branch Library that is devoted to providing information and literacy materials in a hands-on experimental learning approach for early literacy, elementary educational achievement and tween services. The space would support literacy and learning in a fun, interactive and literacy-rich environment using state and local educational standards as guides for skill development by updating technology, improving "flow", and replacing materials with developmentally appropriate furniture and resources.

Some areas would encourage and allow young children and their caregiver(s) to read and play together in an environment that mimics the "real world". This would support making parallels from the "controlled" library learning space to practical application in the home and community.

Operating Budget Impact:
None - After the upgrade, no additional cost would be added to the library's operating budget other than normal maintenance costs incurred from the same items.

<u>Expenditures by Funding Source</u>	<u>Prior Yrs Funding</u>	<u>FY 14-15</u>	<u>FY 15-16</u>	<u>FY 16-17</u>	<u>FY 17-18</u>	<u>FY 18-19</u>	<u>Beyond 5th</u>	<u>Total Est Cost</u>
Banking Fund / Debt Proceeds			250,000					250,000
Pay-Go								-
Interest Earnings								-
Transfer Between Projects								-
Contribution from Private Source								-
Grant / Trust Fund								-
TOTAL	\$ -	\$ -	\$ 250,000	\$ -	\$ -	\$ -	\$ -	\$ 250,000

PROJECT TITLE:
 Courthouse - Old Duval County -
 Remediation/Demolition

DEPARTMENT:
 Public Works

PROGRAM:
 Environment / Quality of Life

CIE REQUIREMENT:
 No

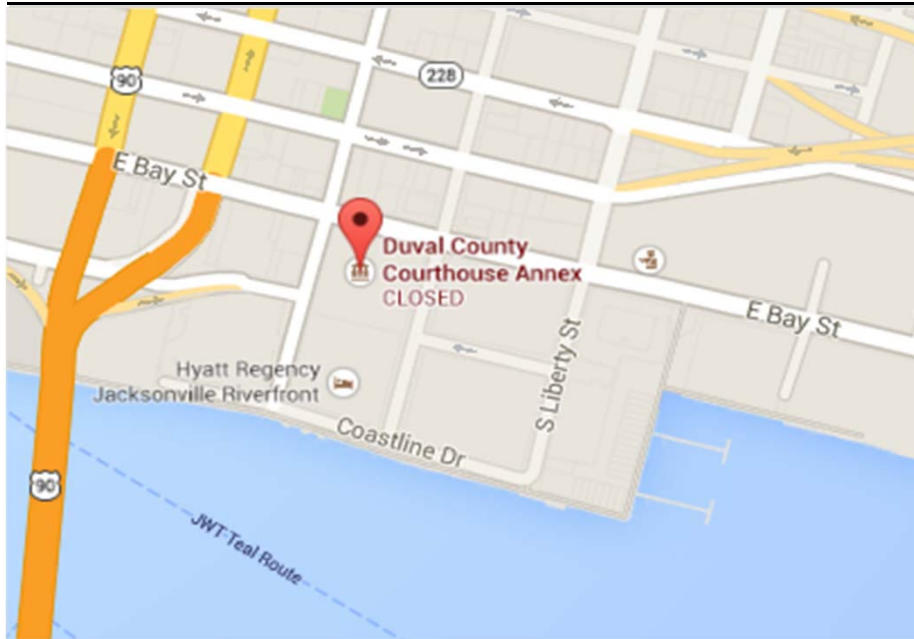
PROJECT START DATE:
 October 2014

DISTRICT:
 4

PROJECT PHASE:
 Construction

PROJECT COMPLETION DATE:
 September 2016

PROJECT NUMBER:
 PW0577 02



Project Description:
 Project includes the demolition and remediation of the Old Duval County Courthouse. The location is an environmental hazard with known asbestos. The project will conclude with stabilization and greening of the location. New sidewalks, trees and an irrigation system will be placed on the site.

Operating Budget Impact:
 Upon completion, there is an anticipated annual impact of \$1,350 for edging and \$6,240 for mowing, trimming and additional maintenance.

<u>Expenditures by Funding Source</u>	<u>Prior Yrs</u>	<u>FY 14-15</u>	<u>FY 15-16</u>	<u>FY 16-17</u>	<u>FY 17-18</u>	<u>FY 18-19</u>	<u>Beyond 5th</u>	<u>Total Est Cost</u>
	<u>Funding</u>							
Banking Fund / Debt Proceeds		4,200,000						4,200,000
Pay-Go								-
Interest Earnings								-
Transfer Between Projects								-
Contribution from Private Source								-
Grant / Trust Fund								-
TOTAL		\$ 4,200,000	\$ -	\$ -	\$ -	\$ -	\$ -	\$ 4,200,000

PROJECT TITLE:
St. Johns River Bulkhead
Assessment & Restoration -
Countywide

DEPARTMENT:
Public Works

PROGRAM:
Environment / Quality of Life

CIE REQUIREMENT:
No

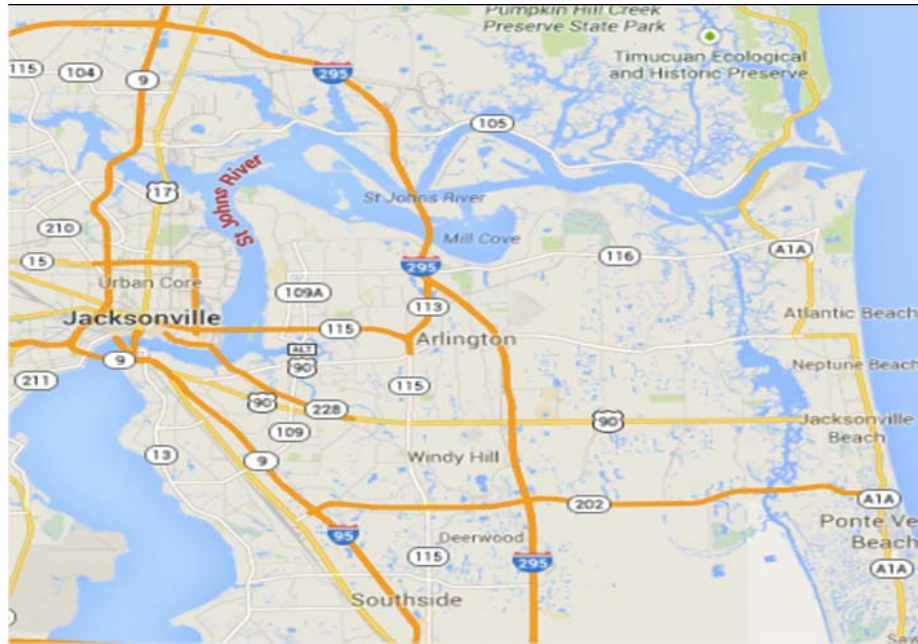
PROJECT START DATE:
October 2010

DISTRICT:
All

PROJECT PHASE:
Construction

PROJECT COMPLETION DATE:
Ongoing

PROJECT NUMBER:
PW0549 03



Project Description:
This funds inspection/repair/replacement of the City's county-wide bulkhead assets. Previous years' funding has been utilized to inventory and assess 557 Structures throughout Jacksonville. They have been assessed as excellent, good, poor or failure conditions to allow for a prioritization of improvement. Previous years' allocations have also funded the repair/replacement of the highest priority structures (those identified as failure and poor condition) and continual funding supports "ongoing" inspections in order to update the project prioritization list and address the next group of highest priority structures.

Operating Budget Impact:
Extending bulkhead life and/or replacement of deteriorated bulkheads will reduce on-going maintenance costs and eliminate potential liabilities assigned to the City. Future years' funding will be required to continue the effort of maintaining the City's bulkhead infrastructure.

Expenditures by Funding Source	Prior Yrs Funding	FY 14-15	FY 15-16	FY 16-17	FY 17-18	FY 18-19	Beyond 5th	Total Est Cost
Banking Fund / Debt Proceeds	6,800,000		2,000,000	2,000,000	2,000,000	2,000,000	11,000,000	25,800,000
Pay-Go								-
Interest Earnings								-
Transfer Between Projects		(3,500,000)						(3,500,000)
Contribution from Private Source								-
Grant / Trust Fund								-
TOTAL	\$ 6,800,000	\$ (3,500,000)	\$ 2,000,000	\$ 2,000,000	\$ 2,000,000	\$ 2,000,000	\$ 11,000,000	\$ 22,300,000

PROJECT TITLE:
Bulkheads - Countywide Bulkhead Replacement

DEPARTMENT:
Public Works

PROGRAM:
Environment / Quality of Life

CIE REQUIREMENT:
No

PROJECT START DATE:
November 2014

DISTRICT:
All

PROJECT PHASE:
Construction

PROJECT COMPLETION DATE:
Ongoing

PROJECT NUMBER:
PW0776 01



Project Description:
This funds inspection/repair/replacement of the City's county-wide bulkhead assets. Previous years' funding has been utilized to inventory and assess 557 Structures throughout Jacksonville. They have been assessed as excellent, good, poor or failure conditions to allow for a prioritization of improvement. Previous years' allocations have also funded the repair/replacement of the highest priority structures (those identified as failure and poor condition) and continual funding supports "ongoing" inspections in order to update the project prioritization list and address the next group of highest priority structures.

Operating Budget Impact:
Extending bulkhead life and/or replacement of deteriorated bulkheads will reduce on-going maintenance costs and eliminate potential liabilities assigned to the City. Future years' funding will be required to continue the effort of maintaining the City's bulkhead infrastructure.

<u>Expenditures by Funding Source</u>	<u>Prior Yrs Funding</u>	<u>FY 14-15</u>	<u>FY 15-16</u>	<u>FY 16-17</u>	<u>FY 17-18</u>	<u>FY 18-19</u>	<u>Beyond 5th</u>	<u>Total Est Cost</u>
Banking Fund / Debt Proceeds								-
Pay-Go								-
Interest Earnings								-
Transfer Between Projects		1,000,000						1,000,000
Contribution from Private Source								-
Grant / Trust Fund								-
TOTAL		\$ -	\$ 1,000,000	\$ -	\$ -	\$ -	\$ -	\$ 1,000,000

PROJECT TITLE:
Willowbranch Creek Bulkhead

DEPARTMENT:
Public Works

PROGRAM:
Environment / Quality of Life

CIE REQUIREMENT:
No

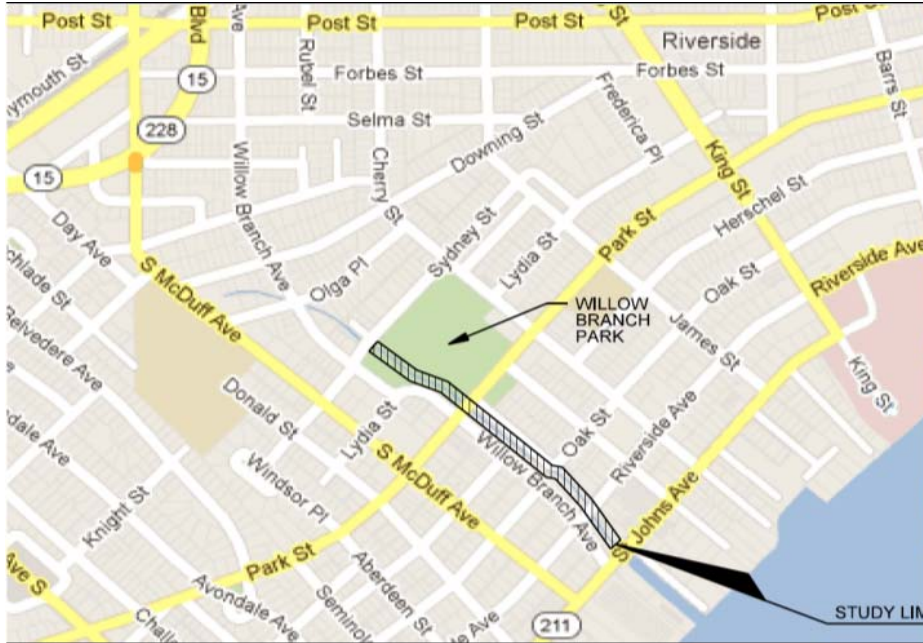
PROJECT START DATE:
November 2014

DISTRICT:
14

PROJECT PHASE:
Construction

PROJECT COMPLETION DATE:
December 2015

PROJECT NUMBER:
PW0777 01



Project Description:
This is a project to replace the Willow Branch Creek bulkheads within Willow Branch Park extending from Sydney Street to St Johns Avenue and the southern bulkhead from St Johns Avenue to the St Johns River. The scope is to remove the existing bulkhead wall and replace with a segmented block wall. This work will require some tree removal, moderate landscaping along the bulkhead, drainage connections, and pedestrian bridge rehabilitation or replacement. Replacing the southern riverine bulkhead will require a new bulkhead placed with in one foot of the existing bulkhead, backfill of the interstitial area, and removal and recapping the new bulkhead. Accomplishing this work will also eliminate the outstanding citation from EQD that cites erosion control failure during the culvert replacement project at Riverside Avenue and Willow Branch Avenue.

Operating Budget Impact:
Once reconstructed, there will be no increase in annual infrastructure maintenance requirements.

<u>Expenditures by Funding Source</u>	<u>Prior Yrs Funding</u>	<u>FY 14-15</u>	<u>FY 15-16</u>	<u>FY 16-17</u>	<u>FY 17-18</u>	<u>FY 18-19</u>	<u>Beyond 5th</u>	<u>Total Est Cost</u>
Banking Fund / Debt Proceeds								-
Pay-Go								-
Interest Earnings								-
Transfer Between Projects		2,500,000						2,500,000
Contribution from Private Source								-
Grant / Trust Fund								-
TOTAL		\$ -	\$ 2,500,000	\$ -	\$ -	\$ -	\$ -	\$ 2,500,000

PROJECT TITLE:
Northbank Riverwalk and Bulkhead
Repair

DEPARTMENT:
Public Works

PROGRAM:
Parks

CIE REQUIREMENT:
No

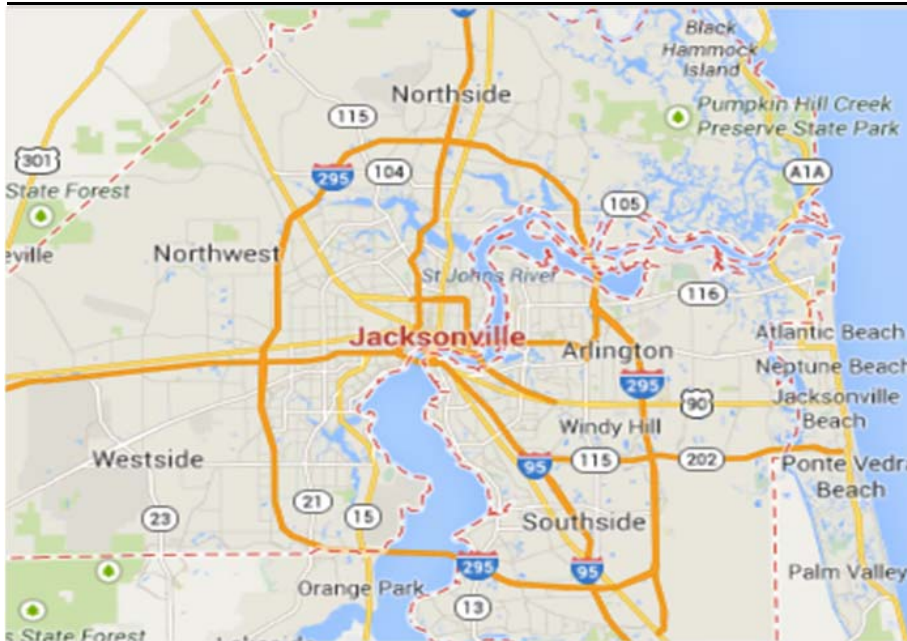
PROJECT START DATE:
Ongoing

DISTRICT:
4, 7 & 9

PROJECT PHASE:
Design/Construction

PROJECT COMPLETION DATE:
Ongoing

PROJECT NUMBER:
PW0076 01



Project Description:

Our continuous inspection of the Northbank Riverwalk (previously in 2006 and recently in 2010) indicates a need to begin phasing the entire replacement of the bulkhead. There is approximately 7,070 linear feet of bulkhead (including 1,400 linear feet at Met Park) and it is estimated that the complete replacement cost will be approximately \$38 million.

Operating Budget Impact:

Replacement of this deteriorating bulkhead will reduce on-going maintenance costs and eliminate potential liabilities assigned to the City. Future years' funding will be required to continue the effort of completing this replacement task and ongoing City maintenance.

<u>Expenditures by Funding Source</u>	<u>Prior Yrs</u>							<u>Total Est Cost</u>
	<u>Funding</u>	<u>FY 14-15</u>	<u>FY 15-16</u>	<u>FY 16-17</u>	<u>FY 17-18</u>	<u>FY 18-19</u>	<u>Beyond 5th</u>	
Banking Fund / Debt Proceeds	3,501,425	3,000,000	3,000,000	3,000,000	3,000,000	3,000,000	18,500,000	37,001,425
Pay-Go	650,000							650,000
Interest Earnings								-
Transfer Between Projects								-
Contribution from Private Source								-
Grant / Trust Fund								-
TOTAL	\$ 4,151,425	\$ 3,000,000	\$ 3,000,000	\$ 3,000,000	\$ 3,000,000	\$ 3,000,000	\$ 18,500,000	\$ 37,651,425

PROJECT TITLE:
Facilities Capital Maintenance - Gov't

DEPARTMENT:
Public Works

PROGRAM:
Government Facilities

CIE REQUIREMENT:
No

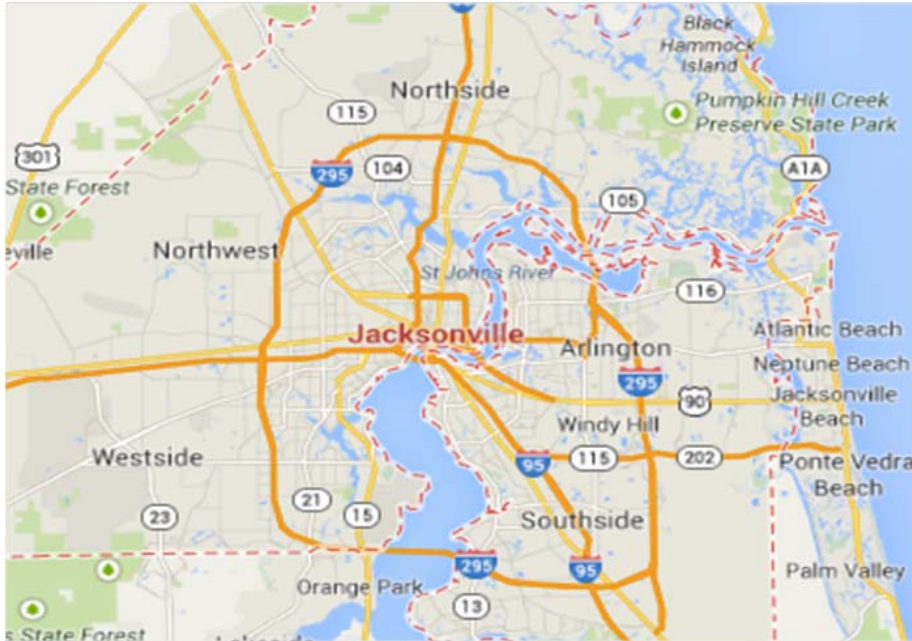
PROJECT START DATE:
October 2008

DISTRICT:
All

PROJECT PHASE:
Construction

PROJECT COMPLETION DATE:
Ongoing

PROJECT NUMBER:
PW0677 01



Project Description:
Countywide Capital Maintenance and emergency repairs to include hazardous material assessment/abatement, repairs under \$100,000, and the downtown core routine maintenance on major equipment.

Operating Budget Impact:
There is no impact to the operating budget except in some cases, savings may be achieved.

<u>Expenditures by Funding Source</u>	<u>Prior Yrs</u>							<u>Total Est Cost</u>
	<u>Funding</u>	<u>FY 14-15</u>	<u>FY 15-16</u>	<u>FY 16-17</u>	<u>FY 17-18</u>	<u>FY 18-19</u>	<u>Beyond 5th</u>	
Banking Fund / Debt Proceeds	21,365,986	1,100,000	1,100,000	1,100,000	1,100,000	1,100,000		26,865,986
Pay-Go	5,302,713							5,302,713
Interest Earnings	225,000							225,000
Transfer Between Projects		150,000						150,000
Contribution from Private Source								-
Grant / Trust Fund								-
TOTAL	\$ 26,893,699	\$ 1,250,000	\$ 1,100,000	\$ 1,100,000	\$ 1,100,000	\$ 1,100,000	\$ -	\$ 32,543,699

PROJECT TITLE:
Facilities Capital Asset Review

DEPARTMENT:
Public Works

PROGRAM:
Government Facilities

CIE REQUIREMENT:
No

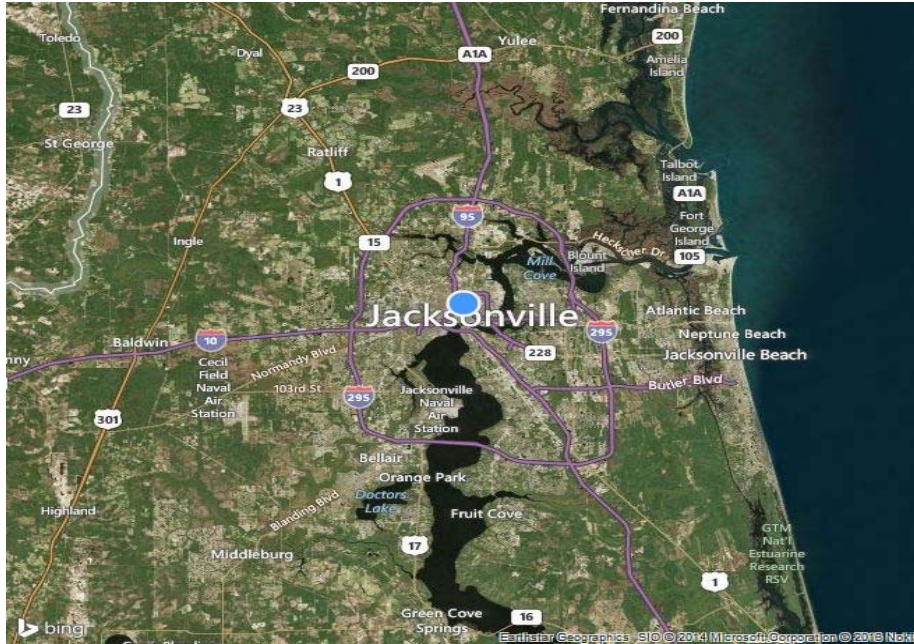
PROJECT START DATE:
N/A

DISTRICT:
All

PROJECT PHASE:
Contract Administration

PROJECT COMPLETION DATE:
N/A

PROJECT NUMBER:
PW0677 02



Project Description:

The project was approved by City Ordinance 2013-052-E to fund a professional services contract for a comprehensive survey and evaluation of all of the City's real estate assets. Since that time, the Department of Public Works has hired part time staffer to perform the intended work of the project. Funding will be de-appropriated and return to its source of origin - the Facilities Capital Maintenance - Gov't project.

Operating Budget Impact:

There is no impact to the operating budget.

<u>Expenditures by Funding Source</u>	<u>Prior Yrs</u>	<u>FY 14-15</u>	<u>FY 15-16</u>	<u>FY 16-17</u>	<u>FY 17-18</u>	<u>FY 18-19</u>	<u>Beyond 5th</u>	<u>Total Est Cost</u>
	<u>Funding</u>							
Banking Fund / Debt Proceeds								-
Pay-Go	150,000							150,000
Interest Earnings								-
Transfer Between Projects		(150,000)						(150,000)
Contribution from Private Source								-
Grant / Trust Fund								-
TOTAL	\$ 150,000	\$ (150,000)	\$ -	\$ -	\$ -	\$ -	\$ -	\$ -

PROJECT TITLE:
ADA Compliance - Public Buildings

DEPARTMENT:
Public Works

PROGRAM:
Government Facilities

CIE REQUIREMENT:
No

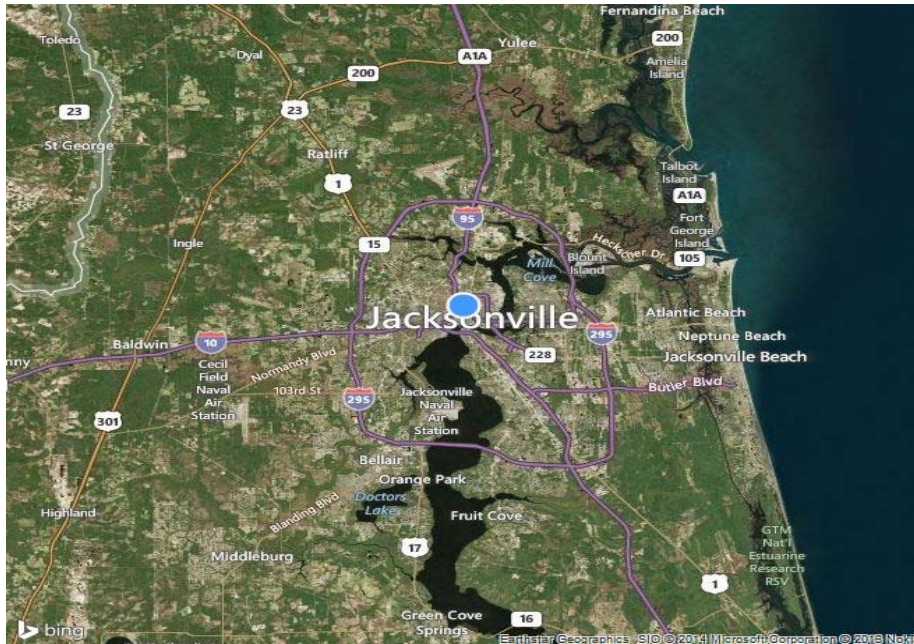
PROJECT START DATE:
May 2013

DISTRICT:
All

PROJECT PHASE:
Construction

PROJECT COMPLETION DATE:
Septemebr 2017

PROJECT NUMBER:
PW0755 01



Project Description:

This project is to provide ADA renovations to various city facilities as agreed in the settlement agreement with the US Department of Justice (DOJ). During the compliance review, DOJ reviewed 64 of the city's facilities. The agreement requires the city to correct deficiencies identified at the 64 facilities and requires the city to review and correct identified deficiencies at hundreds of additional facilities. The agreement will remain in effect for five years. DOJ will monitor the city's compliance with the agreement. The Public Works Department has also applied for Community Development Grant Program for FY 15.

Operating Budget Impact:

There is no anticipated impact to the operating budget.

<u>Expenditures by Funding Source</u>	<u>Prior Yrs</u>	<u>FY 14-15</u>	<u>FY 15-16</u>	<u>FY 16-17</u>	<u>FY 17-18</u>	<u>FY 18-19</u>	<u>Beyond 5th</u>	<u>Total Est Cost</u>
Banking Fund / Debt Proceeds	1,705,000	2,500,000						4,205,000
Pay-Go								-
Interest Earnings								-
Transfer Between Projects	470,000							470,000
Contribution from Private Source								-
Grant / Trust Fund								-
TOTAL	\$ 2,175,000	\$ 2,500,000	\$ -	\$ -	\$ -	\$ -	\$ -	\$ 4,675,000

PROJECT TITLE:
Public Buildings Roofing

DEPARTMENT:
Public Works

PROGRAM:
Government Facilities

CIE REQUIREMENT:
No

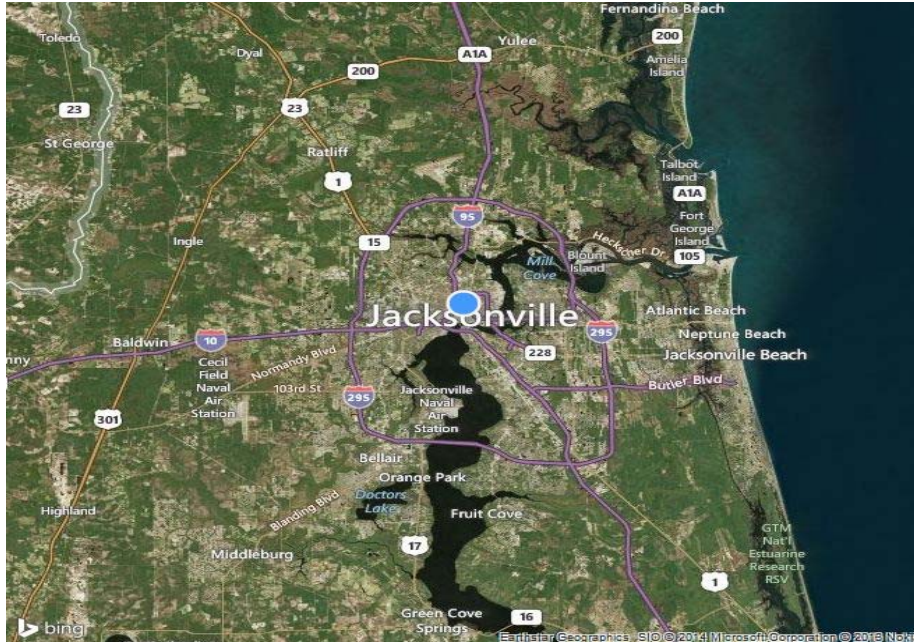
PROJECT START DATE:
October 2014

DISTRICT:

PROJECT PHASE:
Construction

PROJECT COMPLETION DATE:
Ongoing

PROJECT NUMBER:
PW0033 01



Project Description:

Countywide roofing repairs and maintenance needed to fund the existing roofing contract that allows for roofing repairs and maintenance to all City of Jacksonville roofs experiencing leaks. Possible locations include Longbranch and Moncrief Senior Centers. The Department of Public Works will determine project priorities and the order in which buildings are addressed.

Operating Budget Impact:

The department anticipates savings to its operating budget due to leaky roofs being repairs or replaced. Also, the man-hours needed to maintain the new roof system will be drastically reduced by the simple fact of having new roofs.

Expenditures by Funding Source

	<u>Prior Yrs</u>	<u>FY 14-15</u>	<u>FY 15-16</u>	<u>FY 16-17</u>	<u>FY 17-18</u>	<u>FY 18-19</u>	<u>Beyond 5th</u>	<u>Total Est Cost</u>
	<u>Funding</u>							
Banking Fund / Debt Proceeds	29,957	700,000	700,000	700,000	700,000	700,000		3,529,957
Pay-Go								-
Interest Earnings								-
Transfer Between Projects								-
Contribution from Private Source								-
Grant / Trust Fund								-
TOTAL	\$ 29,957	\$ 700,000	\$ 700,000	\$ 700,000	\$ 700,000	\$ 700,000	\$ -	\$ 3,529,957

PROJECT TITLE:
Fire Station #4 - Roof Replacement
and Waterproofing

DEPARTMENT:
Fire and Rescue

PROGRAM:
Government Facilities

CIE REQUIREMENT:
No

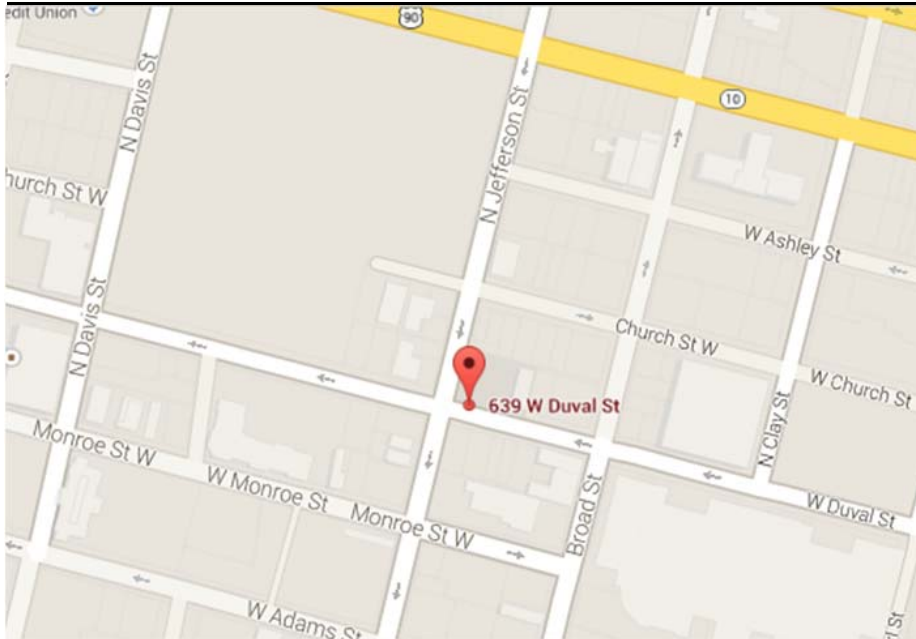
PROJECT START DATE:
November 2014

DISTRICT:
9

PROJECT PHASE:
Design/Construction

PROJECT COMPLETION DATE:

PROJECT NUMBER:
FR0036 02



Project Description:
This project is proposed to provide a new roof and waterproofing to Fire Station #4 facilities. This facility is undergoing mold remediation. However, without a new roof, mold will continue to be an issue in the future.

Operating Budget Impact:
The department anticipates savings to its operating budget due to leaky roofs being repairs or replaced. Also, the man-hours needed to maintain the new roof system will be drastically reduced by the simple fact of having new roofs.

<u>Expenditures by Funding Source</u>	<u>Prior Yrs</u>	<u>FY 14-15</u>	<u>FY 15-16</u>	<u>FY 16-17</u>	<u>FY 17-18</u>	<u>FY 18-19</u>	<u>Beyond 5th</u>	<u>Total Est Cost</u>
	<u>Funding</u>							
Banking Fund / Debt Proceeds		181,167						181,167
Pay-Go								-
Interest Earnings								-
Transfer Between Projects								-
Contribution from Private Source								-
Grant / Trust Fund								-
TOTAL		\$ 181,167	\$ -	\$ -	\$ -	\$ -	\$ -	\$ 181,167

PROJECT TITLE:
Tactical Support Facility - Roof System

DEPARTMENT:
Fire and Rescue

PROGRAM:
Government Facilities

CIE REQUIREMENT:
No

PROJECT START DATE:
October 2014

DISTRICT:
9

PROJECT PHASE:
Design/Construction

PROJECT COMPLETION DATE:
September 2015

PROJECT NUMBER:
FR0023 02



Project Description:
Install TPO roof system on the main building and office to prevent water intrusion in the facility through the roof. The current roof has multiple holes, has been patched over time and is beyond its useful life.

Operating Budget Impact:
It is anticipated savings may be no more than \$2,000 from continuous repair.

<u>Expenditures by Funding Source</u>	<u>Prior Yrs</u>	<u>FY 14-15</u>	<u>FY 15-16</u>	<u>FY 16-17</u>	<u>FY 17-18</u>	<u>FY 18-19</u>	<u>Beyond 5th</u>	<u>Total Est Cost</u>
	<u>Funding</u>							
Banking Fund / Debt Proceeds		128,528						128,528
Pay-Go								-
Interest Earnings								-
Transfer Between Projects								-
Contribution from Private Source								-
Grant / Trust Fund								-
TOTAL		\$ 128,528	\$ -	\$ -	\$ -	\$ -	\$ -	\$ 128,528

PROJECT TITLE:
Charlie Joseph Senior Center -
Renovation

DEPARTMENT:
Public Works

PROGRAM:
Public Facilities

CIE REQUIREMENT:
No

PROJECT START DATE:
October 2014

DISTRICT:
7

PROJECT PHASE:
Construction

PROJECT COMPLETION DATE:
September 2015

PROJECT NUMBER:
PR0563 02



Project Description:

This project is planned to renovate the Charlie Joseph Senior Center to meet ADA standards as well as make the infrastructure upgrades needed by the using agency to provide services at the highest and best level possible to improve the quality of life of the senior citizens in the Jacksonville community.

Operating Budget Impact:

There is no impact to the operating budget as the facility is currently being maintained.

<u>Expenditures by Funding Source</u>	<u>Prior Yrs</u>	<u>FY 14-15</u>	<u>FY 15-16</u>	<u>FY 16-17</u>	<u>FY 17-18</u>	<u>FY 18-19</u>	<u>Beyond 5th</u>	<u>Total Est Cost</u>
	<u>Funding</u>							
Banking Fund / Debt Proceeds		390,000						390,000
Pay-Go								-
Interest Earnings								-
Transfer Between Projects								-
Contribution from Private Source								-
Grant / Trust Fund								-
TOTAL		\$ 390,000	\$ -	\$ -	\$ -	\$ -	\$ -	\$ 390,000

PROJECT TITLE:
Riverview Senior Center -
Renovation

DEPARTMENT:
Public Works

PROGRAM:
Public Facilities

CIE REQUIREMENT:
No

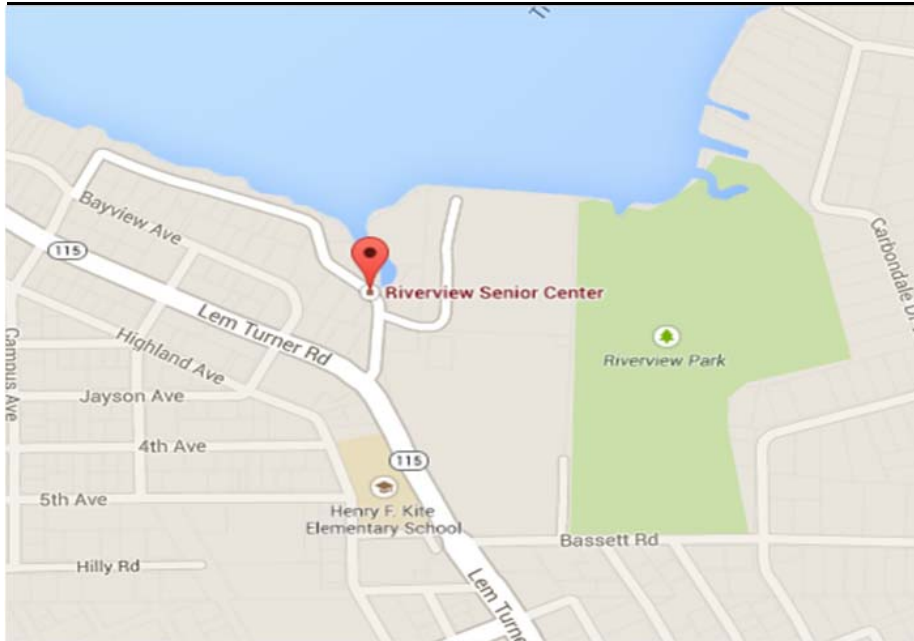
PROJECT START DATE:
January 2015

DISTRICT:
8

PROJECT PHASE:
Construction

PROJECT COMPLETION DATE:
November 2015

PROJECT NUMBER:
PW0780 01



Project Description:
The goal of the project is to renovate the Riverview Senior Center to meet ADA standards, make the infrastructure upgrades needed, as well as meet the requests of the using agency in order to provide services at the highest and best level possible to improve the quality of life of the senior citizens in the Jacksonville community. Any delays in the project will increase the amount of time the facility is not brought to full ADA standards and not able to provide service to the area seniors at the agency's, and community's, desired level.

Operating Budget Impact:
There is no impact to the operating budget as the facility is currently being maintained.

<u>Expenditures by Funding Source</u>	<u>Prior Yrs</u>	<u>FY 14-15</u>	<u>FY 15-16</u>	<u>FY 16-17</u>	<u>FY 17-18</u>	<u>FY 18-19</u>	<u>Beyond 5th</u>	<u>Total Est Cost</u>
	<u>Funding</u>							
Banking Fund / Debt Proceeds		270,000						220,000
Pay-Go								-
Interest Earnings								-
Transfer Between Projects								-
Contribution from Private Source								-
Grant / Trust Fund								-
TOTAL		\$ -	\$ 220,000	\$ -	\$ -	\$ -	\$ -	\$ 220,000

PROJECT TITLE:
Mary L. Singleton - Renovation

DEPARTMENT:
Public Works

PROGRAM:
Public Facilities

CIE REQUIREMENT:
No

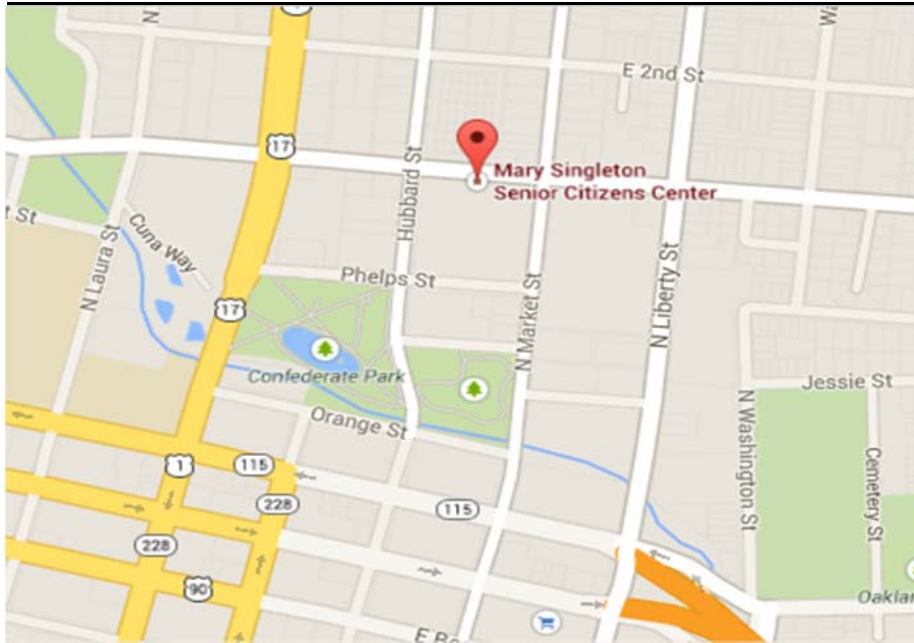
PROJECT START DATE:
January 2015

DISTRICT:
7

PROJECT PHASE:
Design/Construction

PROJECT COMPLETION DATE:
November 2015

PROJECT NUMBER:
CS0005 02



Project Description:
Renovations will include adding additional parking for the public, addressing ADA deficiencies in the building, address interior issues and HVAC issues.

Operating Budget Impact:
The department anticipates some savings since failing equipment will be replaced with energy efficient equipment.

<u>Expenditures by Funding Source</u>	<u>Prior Yrs Funding</u>	<u>FY 14-15</u>	<u>FY 15-16</u>	<u>FY 16-17</u>	<u>FY 17-18</u>	<u>FY 18-19</u>	<u>Beyond 5th</u>	<u>Total Est Cost</u>
Banking Fund / Debt Proceeds		400,000						400,000
Pay-Go								-
Interest Earnings								-
Transfer Between Projects								-
Contribution from Private Source								-
Grant / Trust Fund								-
TOTAL		\$ 400,000	\$ -	\$ -	\$ -	\$ -	\$ -	\$ 400,000

PROJECT TITLE:
Mary L. Singleton - Air Chiller

DEPARTMENT:
Public Works

PROGRAM:
Public Facilities

CIE REQUIREMENT:
No

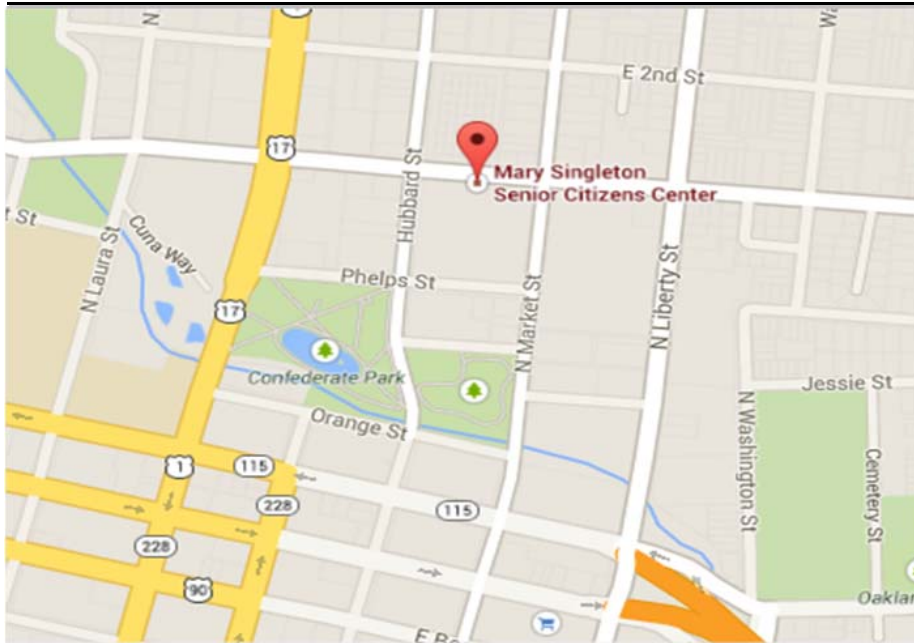
PROJECT START DATE:
January 2017

DISTRICT:
7

PROJECT PHASE:
Construction

PROJECT COMPLETION DATE:
November 2017

PROJECT NUMBER:
CS0005 TBD



Project Description:
Project will replace the 100 ton air cooler chiller that controls the air conditioning in the building.

Operating Budget Impact:
The department anticipates some savings since failing equipment will be replaced with energy efficient equipment.

<u>Expenditures by Funding Source</u>	<u>Prior Yrs Funding</u>	<u>FY 14-15</u>	<u>FY 15-16</u>	<u>FY 16-17</u>	<u>FY 17-18</u>	<u>FY 18-19</u>	<u>Beyond 5th</u>	<u>Total Est Cost</u>
Banking Fund / Debt Proceeds				175,000				175,000
Pay-Go								-
Interest Earnings								-
Transfer Between Projects								-
Contribution from Private Source								-
Grant / Trust Fund								-
TOTAL	\$ -	\$ -	\$ -	\$ 175,000	\$ -	\$ -	\$ -	\$ 175,000

PROJECT TITLE:
Police Memorial Building - Backup
Chiller

DEPARTMENT:
Public Works

PROGRAM:
Government Facilities

CIE REQUIREMENT:
No

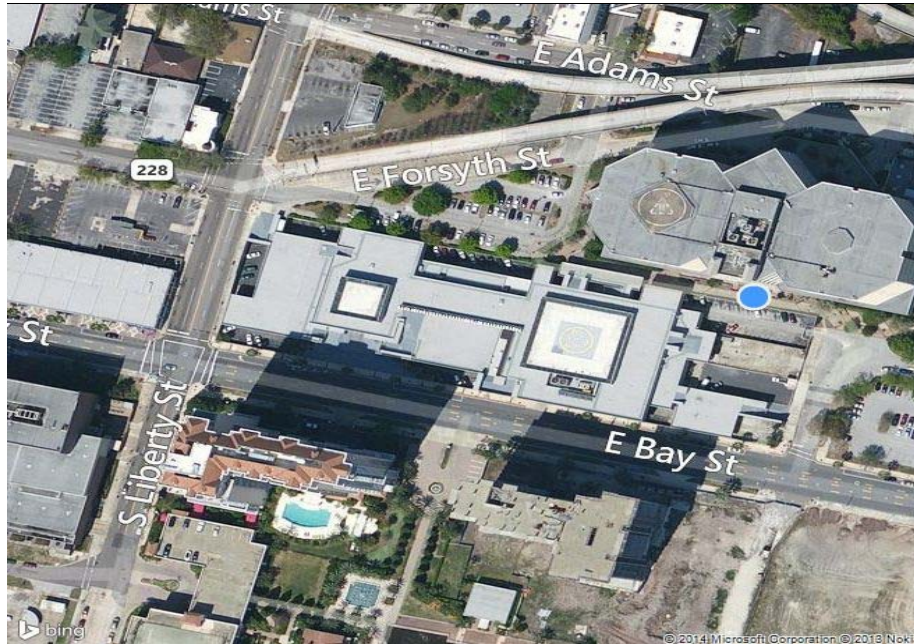
PROJECT START DATE:
October 2014

DISTRICT:
7

PROJECT PHASE:
Construction

PROJECT COMPLETION DATE:
Sept-15

PROJECT NUMBER:
PW0078 04



Project Description:

Replace the 80 Ton Backup Chiller for the 911 Call Center at the Police Memorial Building. The current chiller is unoperational and was installed in 1990 with an original life expectancy of 15 years.

Operating Budget Impact:

The department anticipates some savings since failing equipment will be replaced with energy efficient equipment.

<u>Expenditures by Funding Source</u>	<u>Prior Yrs</u>	<u>FY 14-15</u>	<u>FY 15-16</u>	<u>FY 16-17</u>	<u>FY 17-18</u>	<u>FY 18-19</u>	<u>Beyond 5th</u>	<u>Total Est Cost</u>
	<u>Funding</u>							
Banking Fund / Debt Proceeds		126,745						126,745
Pay-Go								-
Interest Earnings								-
Transfer Between Projects								-
Contribution from Private Source								-
Grant / Trust Fund								-
TOTAL		\$ 126,745	\$ -	\$ -	\$ -	\$ -	\$ -	\$ 126,745

PROJECT TITLE:
Pretrial Detention Facility - Stair and Shower Repairs

DEPARTMENT:
Public Works

PROGRAM:
Government Facilities

CIE REQUIREMENT:
No

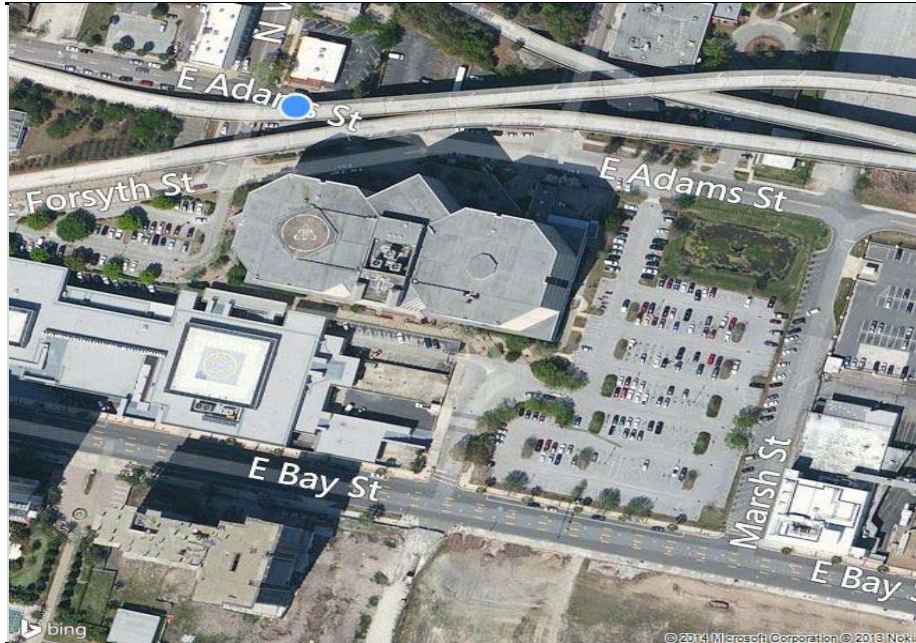
PROJECT START DATE:
October 2014

DISTRICT:
9

PROJECT PHASE:
Design/Construction

PROJECT COMPLETION DATE:
September 2015

PROJECT NUMBER:
PW0565 06



Project Description:
Concrete stair tread replacement and shower pan and tile repairs due to the deterioration of the materials causing further damage to the facility and life safety issues for the employees and inmates. Currently, the facility's third floor leaks to the second and first floor.

Operating Budget Impact:
Project will mitigate potential future damage and limit the city's risk and liability.

<u>Expenditures by Funding Source</u>	<u>Prior Yrs</u>	<u>FY 14-15</u>	<u>FY 15-16</u>	<u>FY 16-17</u>	<u>FY 17-18</u>	<u>FY 18-19</u>	<u>Beyond 5th</u>	<u>Total Est Cost</u>
	<u>Funding</u>							
Banking Fund / Debt Proceeds		500,000						500,000
Pay-Go								-
Interest Earnings								-
Transfer Between Projects								-
Contribution from Private Source								-
Grant / Trust Fund								-
TOTAL		\$ 500,000	\$ -	\$ -	\$ -	\$ -	\$ -	\$ 500,000

PROJECT TITLE:
Pretrial Detention Facility - Water
Lines Repipe

DEPARTMENT:
JSO Corrections

PROGRAM:
Government Facilities

CIE REQUIREMENT:
No

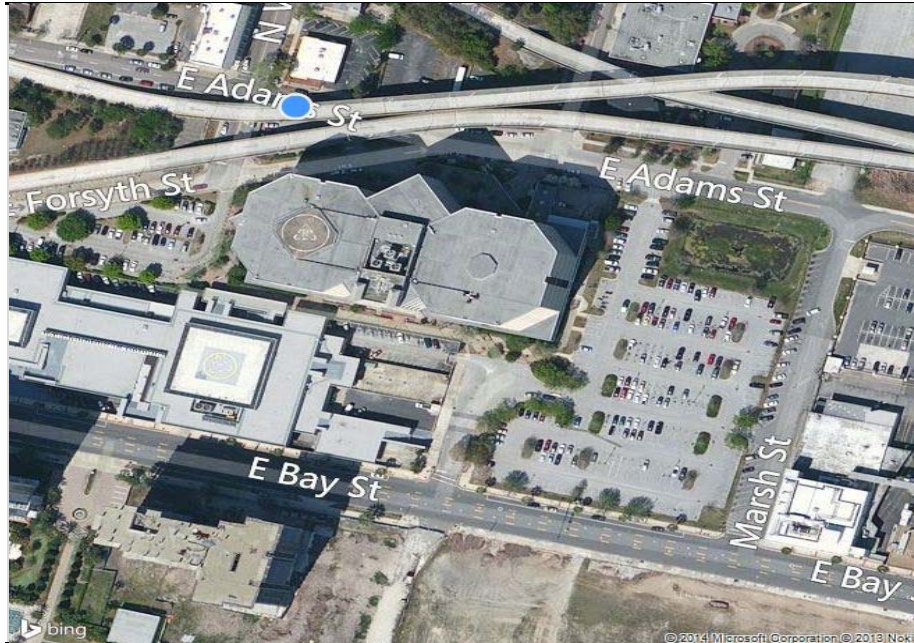
PROJECT START DATE:
October 2014

DISTRICT:
9

PROJECT PHASE:
Construction

PROJECT COMPLETION DATE:
September 2015

PROJECT NUMBER:
PW0565 07



Project Description:
Repipe the sanitary and domestic water lines for all water and sewer needs due to deterioration of the piping material.

Operating Budget Impact:
There is no impact to the operating budget as the facility is currently being maintained.

<u>Expenditures by Funding Source</u>	<u>Prior Yrs</u>	<u>FY 14-15</u>	<u>FY 15-16</u>	<u>FY 16-17</u>	<u>FY 17-18</u>	<u>FY 18-19</u>	<u>Beyond 5th</u>	<u>Total Est Cost</u>
	<u>Funding</u>							
Banking Fund / Debt Proceeds		800,000						800,000
Pay-Go								-
Interest Earnings								-
Transfer Between Projects								-
Contribution from Private Source								-
Grant / Trust Fund								-
TOTAL		\$ 800,000	\$ -	\$ -	\$ -	\$ -	\$ -	\$ 800,000

PROJECT TITLE:
Jacksonville Beach Pier Repair

DEPARTMENT:
Public Works

PROGRAM:
Public Facilities

CIE REQUIREMENT:
No

PROJECT START DATE:
October 2014

DISTRICT:
13

PROJECT PHASE:
Planning and Design

PROJECT COMPLETION DATE:
September 2015

PROJECT NUMBER:
PW0348 01



Project Description:
The project is a scheduled and phased repair plan for the Jacksonville Beach Pier that times the repairs to elements of the piers as their useful lifespan expires. This scheduling of the repairs is to meet the needs of the structure as they arise as opposed to after a structural failure.

Operating Budget Impact:
The city's Risk Management Division has paid related claims going back to 2010 and \$80K in the current fiscal year. The project would reduce the city's liability and provide savings on ongoing repairs and maintenance costs.

<u>Expenditures by Funding Source</u>	<u>Prior Yrs</u>	<u>FY 14-15</u>	<u>FY 15-16</u>	<u>FY 16-17</u>	<u>FY 17-18</u>	<u>FY 18-19</u>	<u>Beyond 5th</u>	<u>Total Est Cost</u>
	<u>Funding</u>							
Banking Fund / Debt Proceeds		250,000	200,000	200,000	200,000			850,000
Pay-Go	4,210,000							4,210,000
Interest Earnings								-
Transfer Between Projects								-
Contribution from Private Source								-
Grant / Trust Fund								-
TOTAL		\$ 4,210,000	\$ 250,000	\$ 200,000	\$ 200,000	\$ 200,000	\$ -	\$ 5,060,000

PROJECT TITLE:
ADA Compliance - Curb Ramps

DEPARTMENT:
Public Works

PROGRAM:
Roads / Infrastructure /
Transportation

CIE REQUIREMENT:
No

PROJECT START DATE:
October 2014

DISTRICT:
All

PROJECT PHASE:
Design/Construction

PROJECT COMPLETION DATE:
September 2015

PROJECT NUMBER:
PW0755 05



Project Description:

This allocation funds the replacement/reconstruction of non-compliant ADA handicap curb ramps. This action is necessary to help the City comply with the Americans with Disability Act/ Department of Justice Settlement Agreement approved in City Ordinance 2012-636-E.

Operating Budget Impact:

There is no impact to the operating budget.

<u>Expenditures by Funding Source</u>	<u>Prior Yrs Funding</u>	<u>FY 14-15</u>	<u>FY 15-16</u>	<u>FY 16-17</u>	<u>FY 17-18</u>	<u>FY 18-19</u>	<u>Beyond 5th</u>	<u>Total Est Cost</u>
Banking Fund / Debt Proceeds		7,500,000	11,000,000	11,000,000	11,000,000			40,500,000
Pay-Go								-
Interest Earnings								-
Transfer Between Projects								-
Contribution from Private Source								-
Grant / Trust Fund (CDBG)								-
TOTAL		\$ -	\$ 7,500,000	\$ 11,000,000	\$ 11,000,000	\$ 11,000,000	\$ -	\$ 40,500,000

PROJECT TITLE:
Intersection Improvements, Bridge,
Misc. Construction

DEPARTMENT:
Public Works

PROGRAM:
Roads / Infrastructure /
Transportation

CIE REQUIREMENT:
No

PROJECT START DATE:
October 2012

DISTRICT:
All

PROJECT PHASE:
Design/Construction

PROJECT COMPLETION DATE:
Ongoing

PROJECT NUMBER:
PW0381 01



Project Description:
This allocation funds county-wide enhancements to city intersections and bridges. The enhancements are focused on city intersection capacity & safety improvements along with city bridge improvements to ensure appropriate transportation operations throughout Jacksonville. The Public Works Department is currently working to develop the prioritization process to better identify the most necessary needs.

Operating Budget Impact:
If a signalized intersection is added to the City's system will we anticipate an increase to the operating budget. Other improvements will have no impact to the operating budget but could result in a decrease

<u>Expenditures by Funding Source</u>	<u>Prior Yrs</u>	<u>FY 14-15</u>	<u>FY 15-16</u>	<u>FY 16-17</u>	<u>FY 17-18</u>	<u>FY 18-19</u>	<u>Beyond 5th</u>	<u>Total Est Cost</u>
	<u>Funding</u>							
Banking Fund / Debt Proceeds	30,412,776	5,400,000	2,000,000	2,000,000	2,000,000	2,000,000	2,000,000	45,812,776
Pay-Go								-
Interest Earnings								-
Transfer Between Projects								-
Contribution from Private Source								-
Grant / Trust Fund								-
TOTAL	\$ 30,412,776	\$ 5,400,000	\$ 2,000,000	\$ 2,000,000	\$ 2,000,000	\$ 2,000,000	\$ 2,000,000	\$ 45,812,776

PROJECT TITLE:
Roadway Resurfacing

DEPARTMENT:
Public Works

PROGRAM:
Roads / Infrastructure /
Transportation

CIE REQUIREMENT:
No

PROJECT START DATE:
October 2014

DISTRICT:
Various

PROJECT PHASE:
Construction

PROJECT COMPLETION DATE:
September 2015

PROJECT NUMBER:
PW0070 01



Project Description:
This allocation funds resurfacing of City roads throughout Jacksonville. The City is responsible for approximately 3,667 miles of paved centerline roadway and this funding allows for resurfacing of roadways rated at 60 or less. In addition, the department will be micro surfacing roadways and rejuvenating roadways.

Operating Budget Impact:
These improvements will have no increase in the operating budget but should result in a decrease in maintenance efforts and related costs.

<u>Expenditures by Funding Source</u>	<u>Prior Yrs</u>	<u>FY 14-15</u>	<u>FY 15-16</u>	<u>FY 16-17</u>	<u>FY 17-18</u>	<u>FY 18-19</u>	<u>Beyond 5th</u>	<u>Total Est Cost</u>
	<u>Funding</u>							
Banking Fund / Debt Proceeds	55,840,408	9,972,100	16,822,656	15,000,000	15,000,000	15,000,000		127,635,164
Pay-Go	29,022,114							29,022,114
Interest Earnings		3,640,000						3,640,000
Transfer Between Projects								-
Contribution from Private Source								-
Grant / Trust Fund								-
TOTAL	\$ 84,862,522	\$ 13,612,100	\$ 16,822,656	\$ 15,000,000	\$ 15,000,000	\$ 15,000,000	\$ -	\$ 160,297,278

PROJECT TITLE:
Sidewalk Construction and Repair

DEPARTMENT:
Public Works

PROGRAM:
Roads / Infrastructure /
Transportation

CIE REQUIREMENT:
No

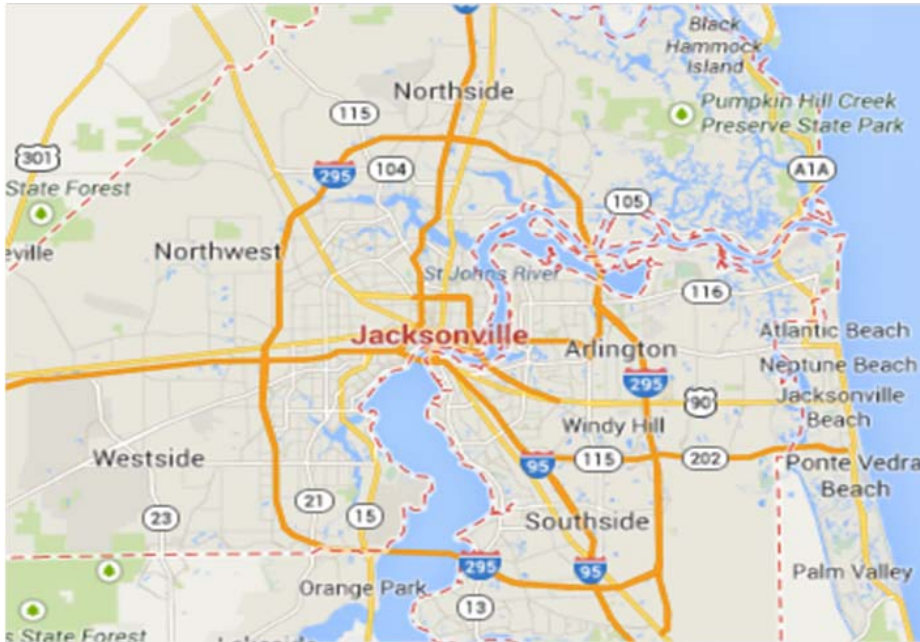
PROJECT START DATE:
October 2010

DISTRICT:
Various

PROJECT PHASE:
Construction

PROJECT COMPLETION DATE:
Ongoing

PROJECT NUMBER:
PW0360 01



Project Description:
This allocation funds the improvement of existing deteriorated and/or damaged sidewalks throughout Jacksonville. Repairs include removing and replacing sidewalks panels and horizontal cutting. This effort helps to address pedestrian safety and mobility issues. Examples of areas needing improvements include Beauclerc & Scott Mill Road, Hollywood Avenue, Davis Street, and 16th Street West. Based on historical information, Public Works estimates over 700 sidewalk repair projects in FY15; however, this number could change based on many variables. The department determines the priority in which sidewalks will be addressed and repaired.

Operating Budget Impact:
Reduction in on-going maintenance (operational) expenses and elimination of potential liability to the City.

<u>Expenditures by Funding Source</u>	<u>Prior Yrs</u>							<u>Total Est Cost</u>
	<u>Funding</u>	<u>FY 14-15</u>	<u>FY 15-16</u>	<u>FY 16-17</u>	<u>FY 17-18</u>	<u>FY 18-19</u>	<u>Beyond 5th</u>	
Banking Fund / Debt Proceeds	11,967,498							11,967,498
Pay-Go	39,900	5,920,000	3,000,000	3,000,000	3,000,000	3,000,000	3,000,000	20,959,900
Interest Earnings	632,479							632,479
Transfer Between Projects								-
Contribution from Private Source								-
Grant / Trust Fund								-
TOTAL	\$ 12,639,877	\$ 5,920,000	\$ 3,000,000	\$ 3,000,000	\$ 3,000,000	\$ 3,000,000	\$ 3,000,000	\$ 33,559,877

PROJECT TITLE:
Five Points Project - Improvements

DEPARTMENT:
Public Works

PROGRAM:
Roads / Infrastructure /
Transportation

CIE REQUIREMENT:
Yes

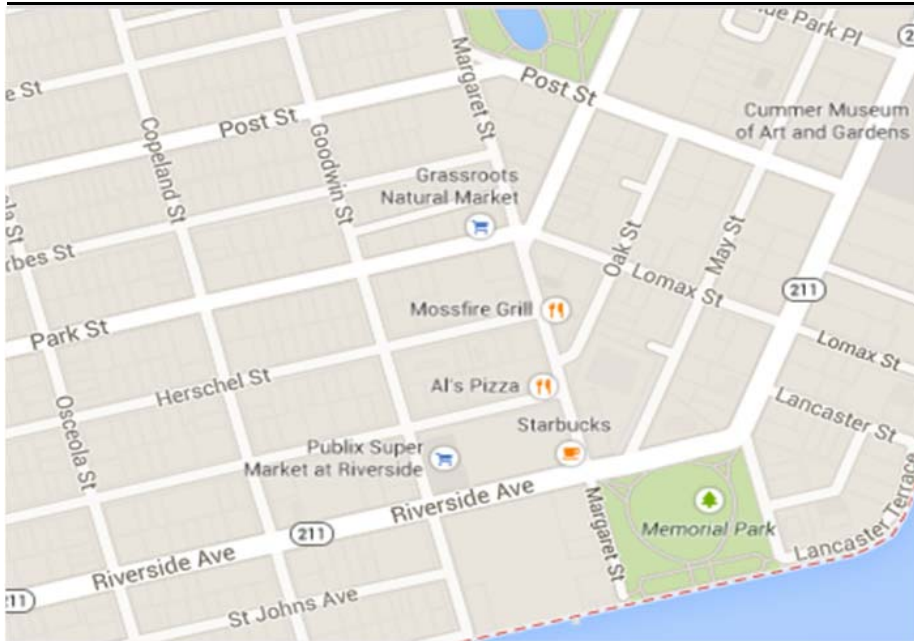
PROJECT START DATE:
October 2014

DISTRICT:
14

PROJECT PHASE:
Design

PROJECT COMPLETION DATE:
September 2016

PROJECT NUMBER:
PW0502 02



Project Description:
This project provides modifications to existing roadway infrastructure within the Five Points area to enhance pedestrian utilization and improve vehicular safety. Within the Five Points area, the improvements will impact Park Street, Post Street, Margaret Street, Lomax Street, Oak Street and Herschel Street.

Operating Budget Impact:
There is no estimated impact to the operating budget as the infrastructure proposed for improvement is currently maintained by the City.

<u>Expenditures by Funding Source</u>	<u>Prior Yrs Funding</u>	<u>FY 14-15</u>	<u>FY 15-16</u>	<u>FY 16-17</u>	<u>FY 17-18</u>	<u>FY 18-19</u>	<u>Beyond 5th</u>	<u>Total Est Cost</u>
Banking Fund / Debt Proceeds		750,000	3,250,000					4,000,000
Pay-Go								-
Interest Earnings								-
Transfer Between Projects								-
Contribution from Private Source								-
Grant / Trust Fund								-
TOTAL	\$ -	\$ 750,000	\$ 3,250,000	\$ -	\$ -	\$ -	\$ -	\$ 4,000,000

PROJECT TITLE:
Old San Jose Blvd. Improvements

DEPARTMENT:
Public Works

PROGRAM:
Roads / Infrastructure /
Transportation

CIE REQUIREMENT:
Yes

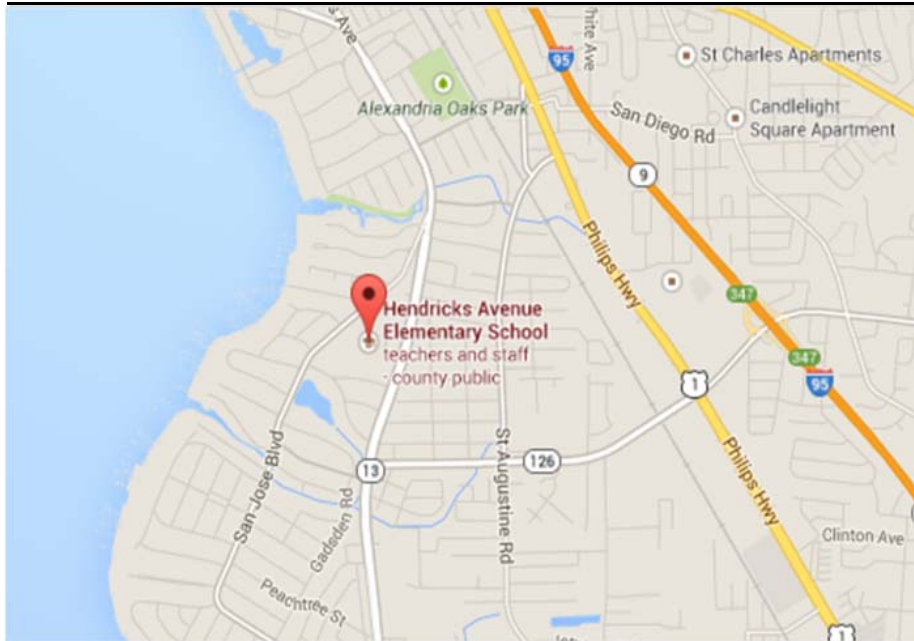
PROJECT START DATE:
October 2014

DISTRICT:
5

PROJECT PHASE:
Project Development/Design

PROJECT COMPLETION DATE:
September 2015

PROJECT NUMBER:
PW0782 01



Project Description:
This project develops a plan to construct an Old San Jose Blvd. north-bound right-turn stacking lane at the entrance to the Hendricks Elementary School. The traffic movement into the school has created a significant back-up out into the north-bound lane of Old San Jose Blvd. which has created a significant traffic concern for the area. The second phase will fund construction.

Operating Budget Impact:
There is a small estimated impact to the operating budget as the infrastructure proposed for improvement is a component of infrastructure that is currently maintained by the City.

<u>Expenditures by Funding Source</u>	<u>Prior Yrs Funding</u>	<u>FY 14-15</u>	<u>FY 15-16</u>	<u>FY 16-17</u>	<u>FY 17-18</u>	<u>FY 18-19</u>	<u>Beyond 5th</u>	<u>Total Est Cost</u>
Banking Fund / Debt Proceeds		30,000	300,000					330,000
Pay-Go								-
Interest Earnings								-
Transfer Between Projects								-
Contribution from Private Source								-
Grant / Trust Fund								-
TOTAL		\$ 30,000	\$ 300,000	\$ -	\$ -	\$ -	\$ -	\$ 330,000

PROJECT TITLE:
Lone Star Road Extension

DEPARTMENT:
Public Works

PROGRAM:
Roads / Infrastructure /
Transportation

CIE REQUIREMENT:
Yes

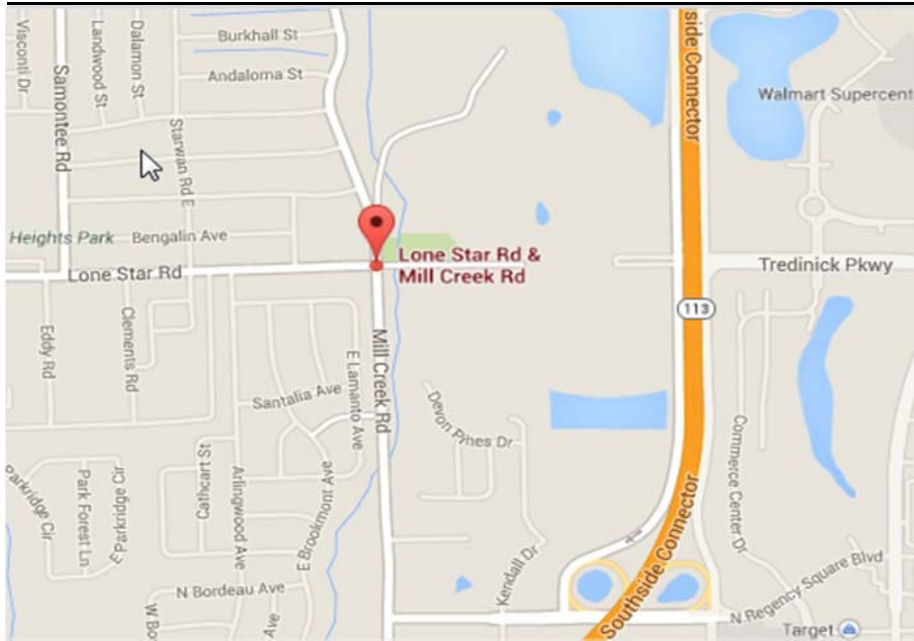
PROJECT START DATE:
November 2015

DISTRICT:
1

PROJECT PHASE:
Design/Construction

PROJECT COMPLETION DATE:
March 2016

PROJECT NUMBER:
PW0254 02



Project Description:
Project will extend Lone Star Road from the eastern-most current terminus (just east of Mill Creek Road) to Trednick Parkway. The project consists of designing and constructing the roadway extension to connect Lone Star Road with the Trednick Parkway/Southside Blvd. Interchange in order to improve mobility in the area. Design will begin early FY 15 and construction start by the end of the FY.

Operating Budget Impact:
The department anticipates an increase to the operating budget, as the project will develop new infrastructure.

<u>Expenditures by Funding Source</u>	<u>Prior Yrs</u>	<u>FY 14-15</u>	<u>FY 15-16</u>	<u>FY 16-17</u>	<u>FY 17-18</u>	<u>FY 18-19</u>	<u>Beyond 5th</u>	<u>Total Est Cost</u>
	<u>Funding</u>							
Banking Fund / Debt Proceeds		750,000						750,000
Pay-Go								-
Interest Earnings								-
Transfer Between Projects								-
Contribution from Private Source								-
Grant / Trust Fund								-
TOTAL		\$ 750,000	\$ -	\$ -	\$ -	\$ -	\$ -	\$ 750,000

PROJECT TITLE:
US-1 Water and Sidewalk
Improvements

DEPARTMENT:
Public Works

PROGRAM:
Roads / Infrastructure /
Transportation

CIE REQUIREMENT:
No

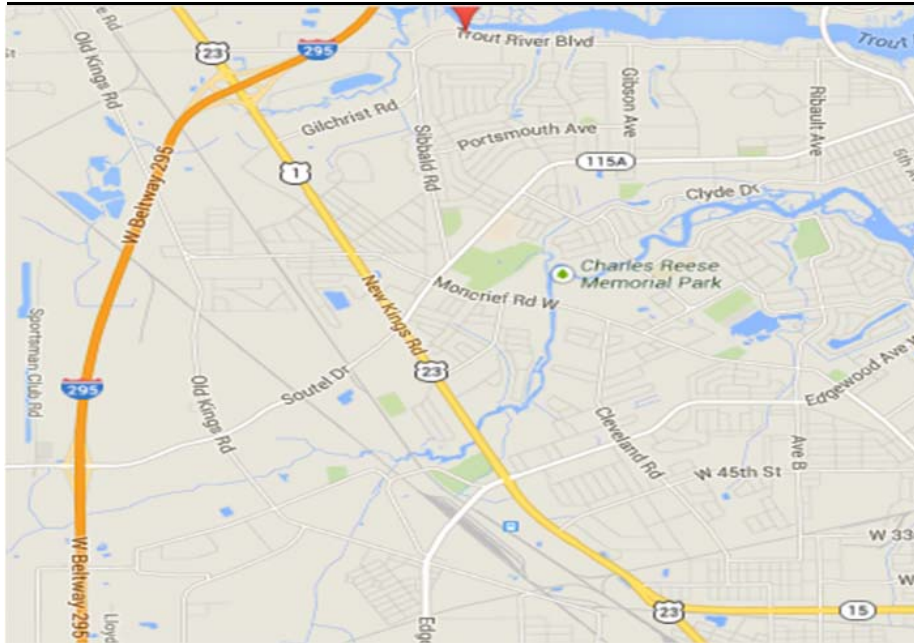
PROJECT START DATE:
October 2014

DISTRICT:
10

PROJECT PHASE:
Construction

PROJECT COMPLETION DATE:
September 2016

PROJECT NUMBER:
PW0737 02



Project Description:
This project interconnects the existing potable water lines with new water lines within the corridor along US-1 from Borden Street to Trout River Boulevard. The project will ensure adequate potable water infrastructure to support future commercial development in the area. The project will also include sidewalk construction in the area.

Operating Budget Impact:
There is no estimated impact to the operating budget as the water lines will be dedicated to JEA and they will assume those responsibilities.

<u>Expenditures by Funding Source</u>	<u>Prior Yrs</u>	<u>FY 14-15</u>	<u>FY 15-16</u>	<u>FY 16-17</u>	<u>FY 17-18</u>	<u>FY 18-19</u>	<u>Beyond 5th</u>	<u>Total Est Cost</u>
	<u>Funding</u>							
Banking Fund / Debt Proceeds		2,975,000						2,975,000
Pay-Go	600,000							600,000
Interest Earnings								-
Transfer Between Projects								-
Contribution from Private Source								-
Grant / Trust Fund		100,000						100,000
TOTAL	\$ 600,000	\$ 3,075,000	\$ -	\$ -	\$ -	\$ -	\$ -	\$ 3,675,000

PROJECT TITLE:
Curb and Gutter Petition -
Robinson's Addition

DEPARTMENT:
Public Works

PROGRAM:
Roads / Infrastructure /
Transportation

CIE REQUIREMENT:
No

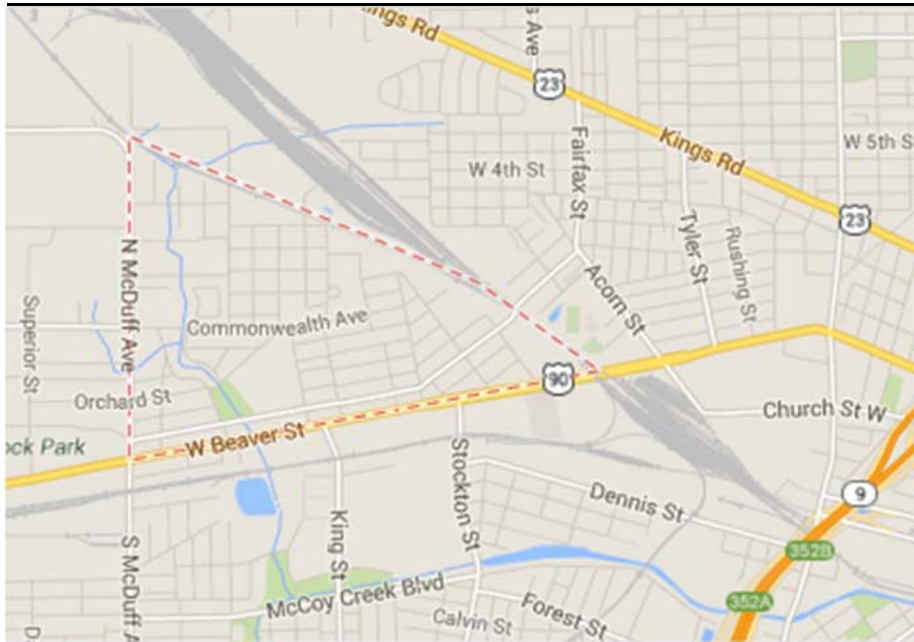
PROJECT START DATE:
October 2014

DISTRICT:
9

PROJECT PHASE:
Project Development

PROJECT COMPLETION DATE:
September 2015

PROJECT NUMBER:
PW0051 02



Project Description:
Located just north of Beaver Street, Robinson's Addition is a major industrial area. This project intends to provide Infrastructure Improvements to the area with a focus on construction of curb & gutter and utility upgrades. This phase will provide project development funds to determine project requirements, develop the scope of work, cost estimates and more.

Operating Budget Impact:
This phase of the project will have no impact to the operating budget.

<u>Expenditures by Funding Source</u>	<u>Prior Yrs</u>	<u>FY 14-15</u>	<u>FY 15-16</u>	<u>FY 16-17</u>	<u>FY 17-18</u>	<u>FY 18-19</u>	<u>Beyond 5th</u>	<u>Total Est Cost</u>
	<u>Funding</u>							
Banking Fund / Debt Proceeds		250,000						250,000
Pay-Go								-
Interest Earnings								-
Transfer Between Projects								-
Contribution from Private Source								-
Grant / Trust Fund								-
TOTAL		\$ 250,000	\$ -	\$ -	\$ -	\$ -	\$ -	\$ 250,000

PROJECT TITLE:
Land Acquisition - Moncrief and
13th Evaluation

DEPARTMENT:
Public Works

PROGRAM:
Roads / Infrastructure /
Transportation

CIE REQUIREMENT:
No

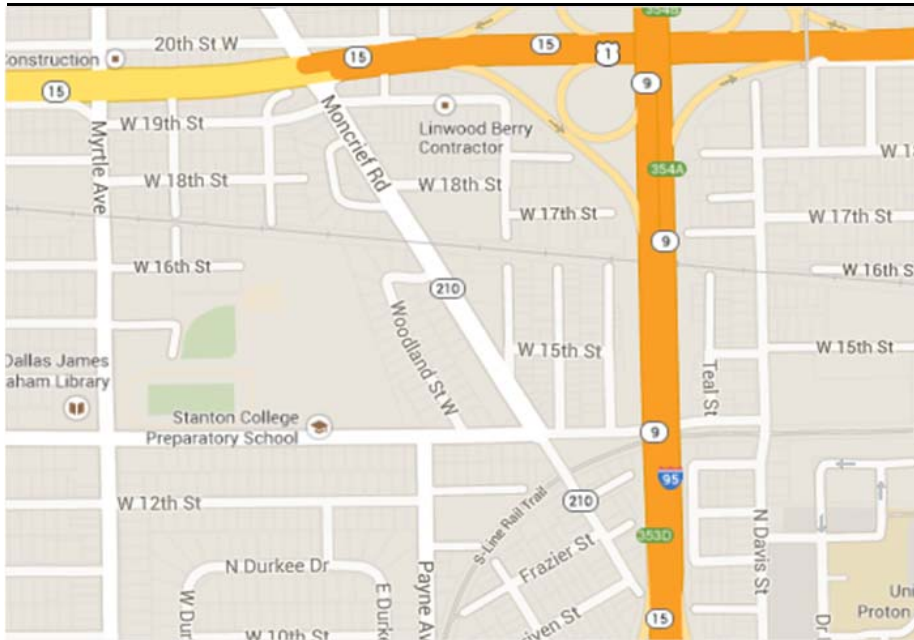
PROJECT START DATE:
October 2014

DISTRICT:
8

PROJECT PHASE:
Project Development

PROJECT COMPLETION DATE:
September 2015

PROJECT NUMBER:
PW0778 01



Project Description:
Project development includes property appraisal, title search and additional work, inspections and other reviews necessary to evaluate the property for a potential capital improvement project or purchase.

Operating Budget Impact:
This phase of the project has no impact on the operating budget.

<u>Expenditures by Funding Source</u>	<u>Prior Yrs</u>	<u>FY 14-15</u>	<u>FY 15-16</u>	<u>FY 16-17</u>	<u>FY 17-18</u>	<u>FY 18-19</u>	<u>Beyond 5th</u>	<u>Total Est Cost</u>
	<u>Funding</u>							
Banking Fund / Debt Proceeds		200,000						200,000
Pay-Go								-
Interest Earnings								-
Transfer Between Projects								-
Contribution from Private Source								-
Grant / Trust Fund								-
TOTAL		\$ 200,000	\$ -	\$ -	\$ -	\$ -	\$ -	\$ 200,000

PROJECT TITLE:
BMAP Water Quality Credit Trading

DEPARTMENT:
Public Works

PROGRAM:
Government Facilities

CIE REQUIREMENT:
No

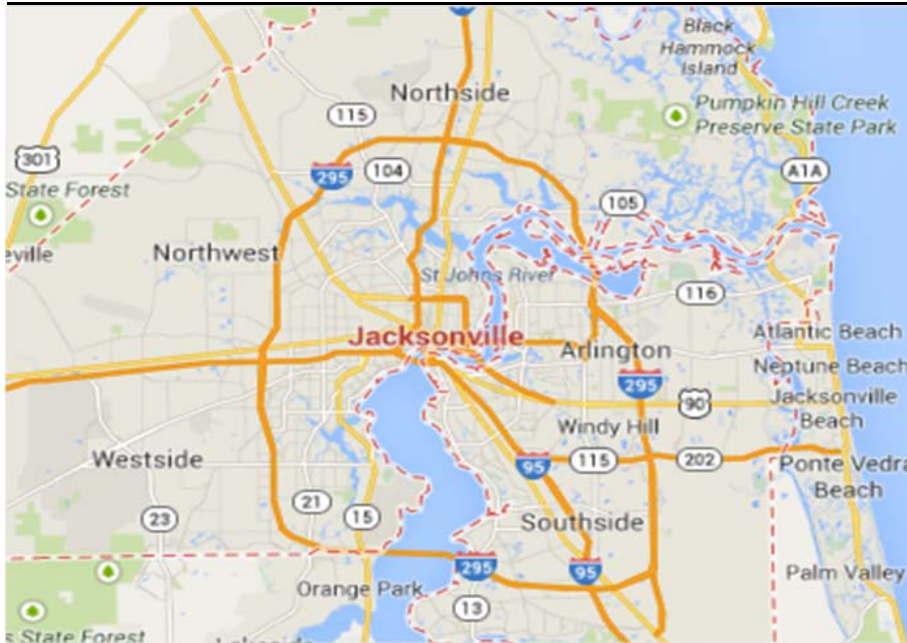
PROJECT START DATE:
October 2014

DISTRICT:
Countywide

PROJECT PHASE:

PROJECT COMPLETION DATE:
September 2015

PROJECT NUMBER:
PR0240 02



Project Description:

This Basin Management Action Plan (BMAP) project supports the City's ability to meet the state's mandate to improve the St. John's River water quality. This funding will be utilized to compensate the JEA for cost-effective capital improvements to their infrastructure that provide St. John's River water quality benefits. These improvements consist of previously constructed improvements and proposed projects. This project supports the City's efforts to meet its 2015 state mandate obligation.

Operating Budget Impact:

There is no impact to the operating budget. The assets are not the property of the city but of the Jacksonville Electric Authority (JEA).

<u>Expenditures by Funding Source</u>	<u>Prior Yrs</u>	<u>FY 14-15</u>	<u>FY 15-16</u>	<u>FY 16-17</u>	<u>FY 17-18</u>	<u>FY 18-19</u>	<u>Beyond 5th</u>	<u>Total Est Cost</u>
Banking Fund / Debt Proceeds	-	3,000,000	3,000,000	3,000,000	3,000,000	3,000,000	9,000,000	24,000,000
Pay-Go								-
Interest Earnings								-
Transfer Between Projects								-
Contribution from Private Source								-
Grant / Trust Fund								-
TOTAL	\$ -	\$ 3,000,000	\$ 3,000,000	\$ 3,000,000	\$ 3,000,000	\$ 3,000,000	\$ 9,000,000	\$ 24,000,000

PROJECT TITLE:
Countywide Parks-
Upgrades/Maintenance Repairs

DEPARTMENT:
Parks, Recreation and Community Services

PROGRAM:
Parks

CIE REQUIREMENT:
No

PROJECT START DATE:
October 2007

DISTRICT:
Various

PROJECT PHASE:
Construction

PROJECT COMPLETION DATE:
October 2016

PROJECT NUMBER:
PR0597 01



Project Description:

This project is a countywide project intended to be used for maintenance, upgrades, and repairs associated with existing parks in Duval County. Project examples include fencing replacement, playground replacement, field renovation, restroom renovations, safety lighting, trail repairs, restrooms, trails, pools, court resurfacing, dugouts, parking lot improvements and drainage improvements. Additionally, the department can fund park upgrades such as baseball facilities at Baker-Skinner Park, repairing the walk path at Lonnie Park and repairing the tennis courts at Ray Greene Park .

Operating Budget Impact:

This project is a capital maintenance allocation that will fund repairs and replacements at parks in Duval County. None of these allocations will have an impact on the operating budget at this time.

<u>Expenditures by Funding Source</u>	<u>Prior Yrs</u>	<u>FY 14-15</u>	<u>FY 15-16</u>	<u>FY 16-17</u>	<u>FY 17-18</u>	<u>FY 18-19</u>	<u>Beyond 5th</u>	<u>Total Est Cost</u>
Banking Fund / Debt Proceeds	9,137,930	3,000,000	3,000,000	3,000,000	3,000,000	3,000,000		24,137,930
Pay-Go	3,819,941							3,819,941
Interest Earnings								
Transfer Between Projects								-
Contribution from Private Source								-
Grant / Trust Fund								-
TOTAL	\$ 12,957,871	\$ 3,000,000	\$ 3,000,000	\$ 3,000,000	\$ 3,000,000	\$ 3,000,000	\$ -	\$ 27,957,871

PROJECT TITLE:
Americans with Disabilities Act
(ADA) Compliance within Parks

DEPARTMENT:
Parks, Recreation and Community Services

PROGRAM:
Parks

CIE REQUIREMENT:
No

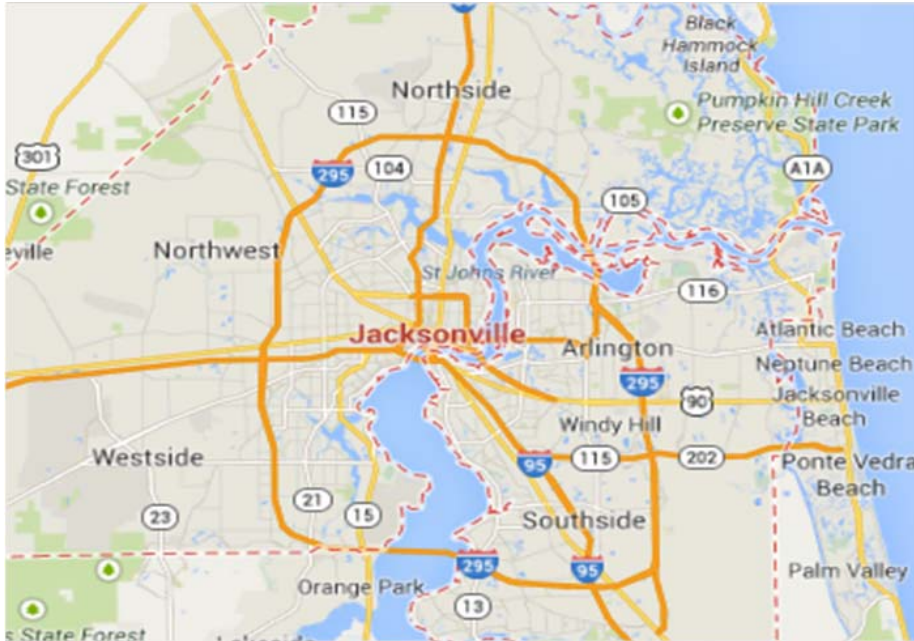
PROJECT START DATE:
October 2014

DISTRICT:
Various

PROJECT PHASE:
Construction

PROJECT COMPLETION DATE:
October 2015

PROJECT NUMBER:
PR0556 02



Project Description:
Upgrade parks as noted to ensure ADA compliance, per each park's deficiencies. This project will provide a better quality of life to our citizens with disabilities.

Operating Budget Impact:
This project is a capital maintenance allocation to upgrade City owned parks. Associated costs are already built into the department's annual operating budget.

<u>Expenditures by Funding Source</u>	<u>Prior Yrs</u>							<u>Total Est Cost</u>
	<u>Funding</u>	<u>FY 14-15</u>	<u>FY 15-16</u>	<u>FY 16-17</u>	<u>FY 17-18</u>	<u>FY 18-19</u>	<u>Beyond 5th</u>	
Banking Fund / Debt Proceeds	1,837,106		1,000,000	750,000	750,000	750,000		6,587,106
Pay-Go	1,000,000							1,000,000
Interest Earnings								
Transfer Between Projects								-
Contribution from Private Source								-
Grant / Trust Fund								-
TOTAL	\$ 2,837,106	\$ 1,500,000	\$ 1,000,000	\$ 750,000	\$ 750,000	\$ 750,000	\$ -	\$ 7,587,106

PROJECT TITLE:
Huguenot Park - Entrance

DEPARTMENT:
Parks, Recreation and Community Services

PROGRAM:
Parks

CIE REQUIREMENT:
No

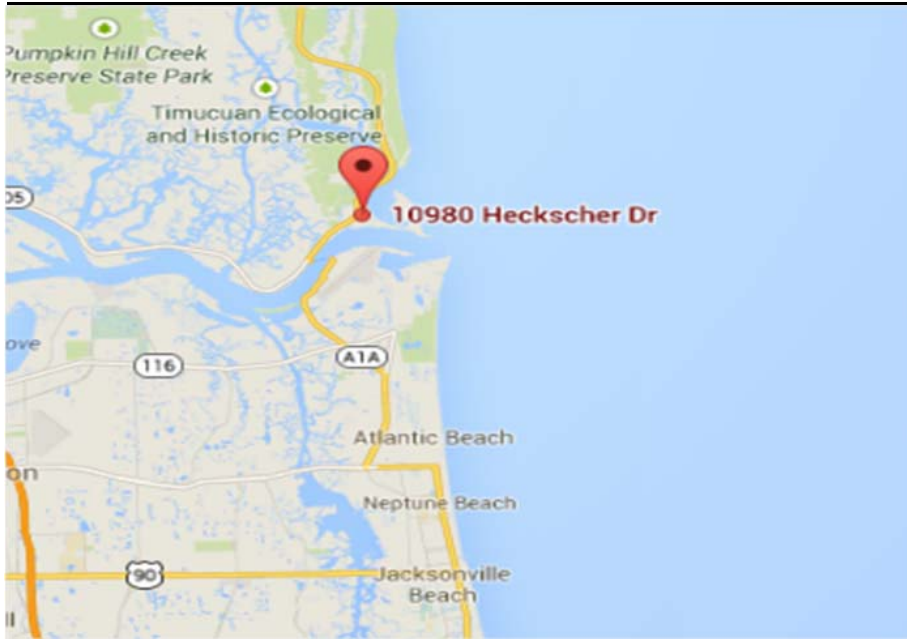
PROJECT START DATE:
October 2014

DISTRICT:
11

PROJECT PHASE:
Design/Construction

PROJECT COMPLETION DATE:
September 2014

PROJECT NUMBER:
PR0443 03



Project Description:
Design/construction to stabilize and relocate entrance road to alleviate continued storm erosion.

Operating Budget Impact:
This is an existing facility therefore no additional operating cost will be needed.

<u>Expenditures by Funding Source</u>	<u>Prior Yrs Funding</u>	<u>FY 14-15</u>	<u>FY 15-16</u>	<u>FY 16-17</u>	<u>FY 17-18</u>	<u>FY 18-19</u>	<u>Beyond 5th</u>	<u>Total Est Cost</u>
Banking Fund / Debt Proceeds		1,200,000						1,200,000
Pay-Go								-
Interest Earnings								-
Transfer Between Projects								-
Contribution from Private Source								-
Grant / Trust Fund								-
TOTAL		\$ - \$ 1,200,000	\$ -	\$ -	\$ -	\$ -	\$ -	\$ 1,200,000

PROJECT TITLE:
Blue Cypress Park and Pool

DEPARTMENT:
Parks, Recreation and Community Services

PROGRAM:
Parks

CIE REQUIREMENT:
No

PROJECT START DATE:
October 2014

DISTRICT:
1

PROJECT PHASE:
Design

PROJECT COMPLETION DATE:
September 2015

PROJECT NUMBER:
PR0093 03



Project Description:
Project includes the design and construction of a new pool facility. Currently, the pool is a major safety concern due to the continued deterioration of the existing structure.

Operating Budget Impact:
Upon completion, the department will need to hire lifeguards and purchase supplies. Pool maintenance will increase the operating budget annually by \$45,000 once construction is complete.

<u>Expenditures by Funding Source</u>	<u>Prior Yrs</u>							<u>Total Est Cost</u>
	<u>Funding</u>	<u>FY 14-15</u>	<u>FY 15-16</u>	<u>FY 16-17</u>	<u>FY 17-18</u>	<u>FY 18-19</u>	<u>Beyond 5th</u>	
Banking Fund / Debt Proceeds	485,000	120,000	2,000,000					2,605,000
Pay-Go								-
Interest Earnings								-
Transfer Between Projects								-
Contribution from Private Source								-
Grant / Trust Fund								-
TOTAL	\$ 485,000	\$ 120,000	\$ 2,000,000	\$ -	\$ -	\$ -	\$ -	\$ 2,605,000

PROJECT TITLE:
Blue Cypress - Boardwalk

DEPARTMENT:
Parks, Recreation and Community Services

PROGRAM:
Parks

CIE REQUIREMENT:
No

PROJECT START DATE:
October 2014

DISTRICT:
1

PROJECT PHASE:
Design/Construction

PROJECT COMPLETION DATE:
September 2015

PROJECT NUMBER:
PR0093 07



Project Description:
Project will refurbish and/or replace portions of the boardwalk that are in poor condition.

Operating Budget Impact:
There is no impact to the operating budget.

<u>Expenditures by Funding Source</u>	<u>Prior Yrs</u>	<u>FY 14-15</u>	<u>FY 15-16</u>	<u>FY 16-17</u>	<u>FY 17-18</u>	<u>FY 18-19</u>	<u>Beyond 5th</u>	<u>Total Est Cost</u>
	<u>Funding</u>							
Banking Fund / Debt Proceeds		658,472						658,472
Pay-Go								-
Interest Earnings								-
Transfer Between Projects								-
Contribution from Private Source								-
Grant / Trust Fund								-
TOTAL	\$	- \$ 658,472	\$	- \$	- \$	- \$	- \$	- \$ 658,472

PROJECT TITLE:
Metropolitan Park Improvements - Pavilion

DEPARTMENT:
Parks, Recreation and Community Services

PROGRAM:
Parks

CIE REQUIREMENT:
No

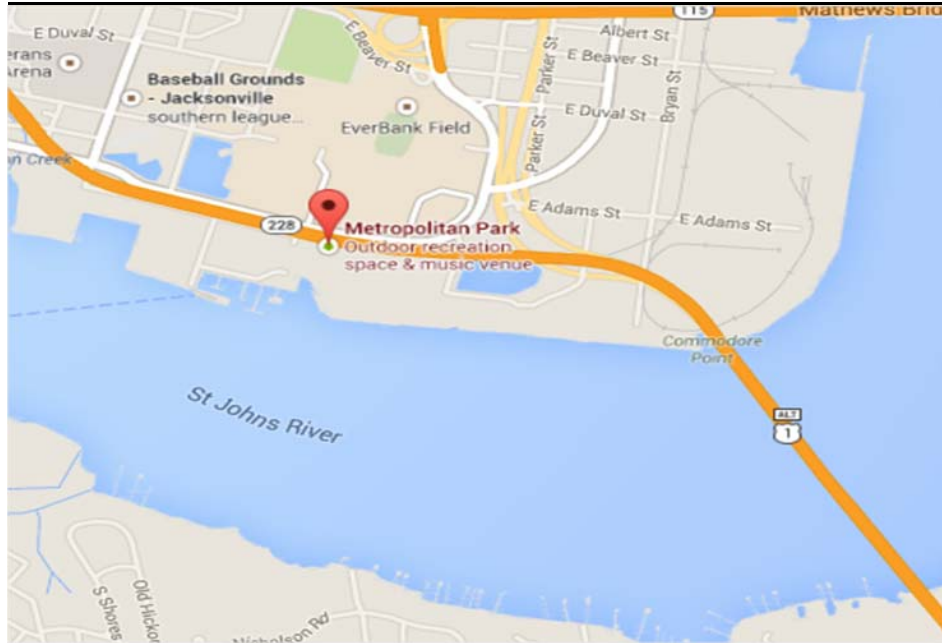
PROJECT START DATE:
October 2014

DISTRICT:
7

PROJECT PHASE:
Design/Construction

PROJECT COMPLETION DATE:
September 2015

PROJECT NUMBER:
PR0018 02



Project Description:

To begin design improvements to Metropolitan Park as previously approved in the concept plan adopted Ordinance 2010-061-E, which would include replacement of the tent, stage and its optimal orientation on the site. The FY 14 CIP included \$125,000 for project development that is underway.

Operating Budget Impact:

This is an existing facility therefore no additional operating cost will be needed.

<u>Expenditures by Funding Source</u>	<u>Prior Yrs Funding</u>	<u>FY 14-15</u>	<u>FY 15-16</u>	<u>FY 16-17</u>	<u>FY 17-18</u>	<u>FY 18-19</u>	<u>Beyond 5th</u>	<u>Total Est Cost</u>
Banking Fund / Debt Proceeds			5,000,000	5,000,000	5,000,000			15,000,000
Pay-Go								-
Interest Earnings								-
Transfer Between Projects								-
Contribution from Private Source								-
Grant / Trust Fund	125,000	250,000						375,000
TOTAL	\$ 125,000	\$ 250,000	\$ 5,000,000	\$ 5,000,000	\$ 5,000,000	\$ -	\$ -	\$ 15,375,000

PROJECT TITLE:
Touchton Road Park

DEPARTMENT:
Parks, Recreation and Community Services

PROGRAM:
Parks

CIE REQUIREMENT:
Yes

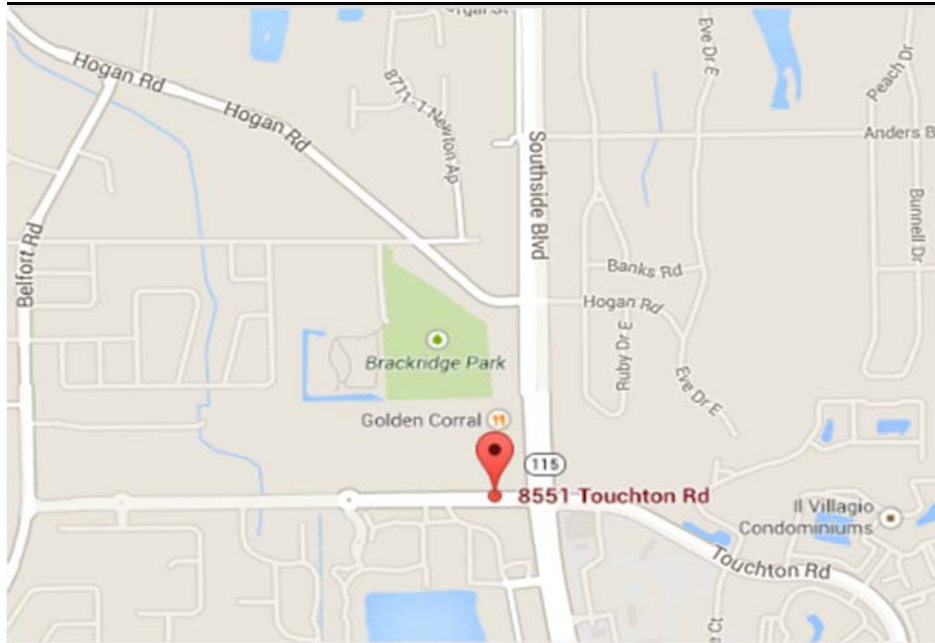
PROJECT START DATE:
October 2014

DISTRICT:
4

PROJECT PHASE:
Design/Construction

PROJECT COMPLETION DATE:
October 2015

PROJECT NUMBER:
PR0375 01



Project Description:
Touchton Road Park is an undeveloped park located on the city's south side. The park plan consists of developing 7 acres with the following amenities: parking, playground, racquetball courts, fitness trail and picnic pavilions. This funding will provide park pavilions and walking/biking trails.

Operating Budget Impact:
There will be an increase due to maintenance costs totaling \$40,000. This includes trash pickup, mowing, and utilities. This impact will be reflected annually, beginning with the FY16 budget.

<u>Expenditures by Funding Source</u>	<u>Prior Yrs Funding</u>	<u>FY 14-15</u>	<u>FY 15-16</u>	<u>FY 16-17</u>	<u>FY 17-18</u>	<u>FY 18-19</u>	<u>Beyond 5th</u>	<u>Total Est Cost</u>
Banking Fund / Debt Proceeds	146,260	1,475,000						1,621,260
Pay-Go								-
Interest Earnings								-
Transfer Between Projects								-
Contribution from Private Source		125,000						125,000
Grant / Trust Fund								-
TOTAL	\$ 146,260	\$ 1,600,000	\$ -	\$ -	\$ -	\$ -	\$ -	\$ 1,746,260

PROJECT TITLE:
Alberts Field Park Improvements

DEPARTMENT:
Parks, Recreation and Community Services

PROGRAM:
Parks

CIE REQUIREMENT:
No

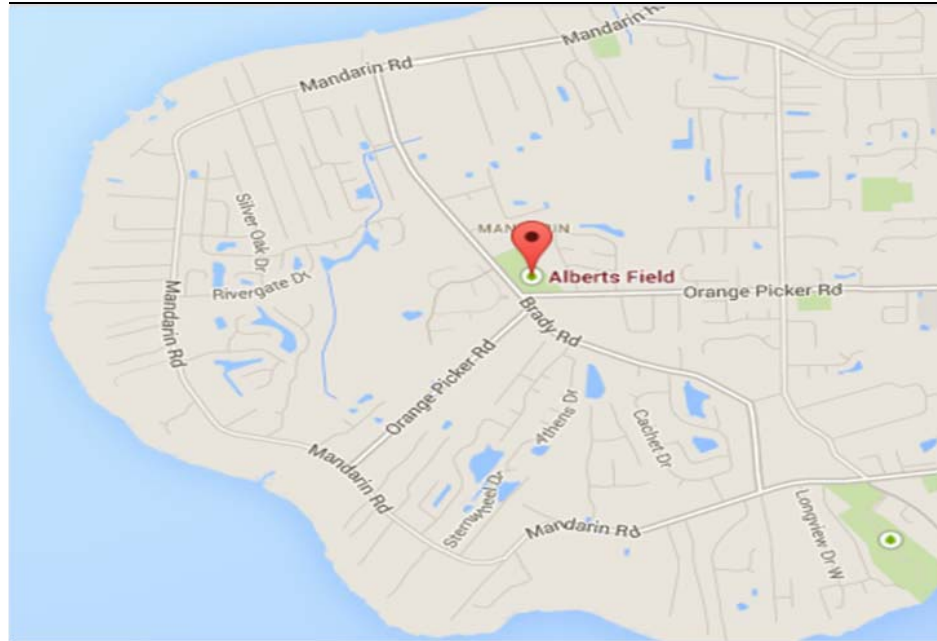
PROJECT START DATE:
October 2014

DISTRICT:
13

PROJECT PHASE:
Design/Construction

PROJECT COMPLETION DATE:
September 2015

PROJECT NUMBER:
PR0065 03



Project Description:
The park experiences flooding to a point it limits the number of baseball games that can played by athelthic associations. This is also a safety concern for the department. The project will address the drainage issue. Additionally, the park netts and fencing are old and ned to be repaired or replaced.

Operating Budget Impact:
There is no impact as the department currently maintains the facility.

<u>Expenditures by Funding Source</u>	<u>Prior Yrs Funding</u>	<u>FY 14-15</u>	<u>FY 15-16</u>	<u>FY 16-17</u>	<u>FY 17-18</u>	<u>FY 18-19</u>	<u>Beyond 5th</u>	<u>Total Est Cost</u>
Banking Fund / Debt Proceeds		250,000						250,000
Pay-Go								-
Interest Earnings								-
Transfer Between Projects								-
Contribution from Private Source								-
Grant / Trust Fund								-
TOTAL		\$ 250,000	\$ -	\$ -	\$ -	\$ -	\$ -	\$ 250,000

PROJECT TITLE:
Hammond Park Improvements

DEPARTMENT:
Parks, Recreation and Community Services

PROGRAM:
Parks

CIE REQUIREMENT:
No

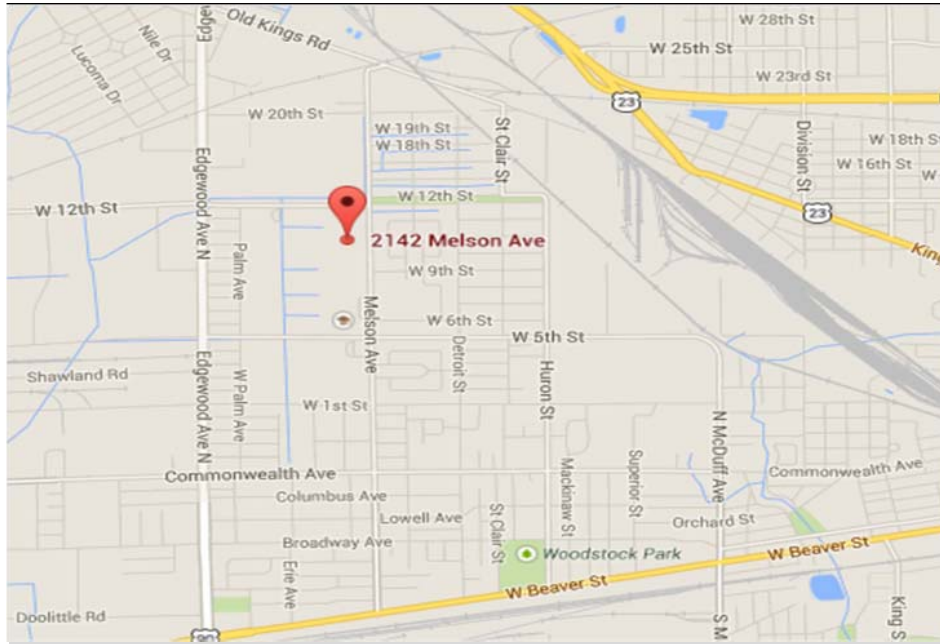
PROJECT START DATE:
October 2014

DISTRICT:
9

PROJECT PHASE:
Design/Construction

PROJECT COMPLETION DATE:
September 2015

PROJECT NUMBER:
CC0047 02



Project Description:

Replace baseball quad-plex lighting fixtures. Last year the control systems and wiring was replaced (\$250,000). The additional funding request is for the poles and fixtures.

Operating Budget Impact:

This project will not increase the operating budget, it should reduce utility costs by adding more energy efficient controls and fixtures.

Expenditures by Funding Source	Prior Yrs Funding	FY 14-15	FY 15-16	FY 16-17	FY 17-18	FY 18-19	Beyond 5th	Total Est Cost
Banking Fund / Debt Proceeds	66,999	400,000						466,999
Pay-Go								-
Interest Earnings								
Transfer Between Projects	250,000							250,000
Contribution from Private Source								-
Grant / Trust Fund								-
TOTAL	\$ 316,999	\$ 400,000	\$ -	\$ -	\$ -	\$ -	\$ -	\$ 716,999

PROJECT TITLE:
Equestrian Center - Practice Rink

DEPARTMENT:
Parks, Recreation and Community Services

PROGRAM:
Parks

CIE REQUIREMENT:
No

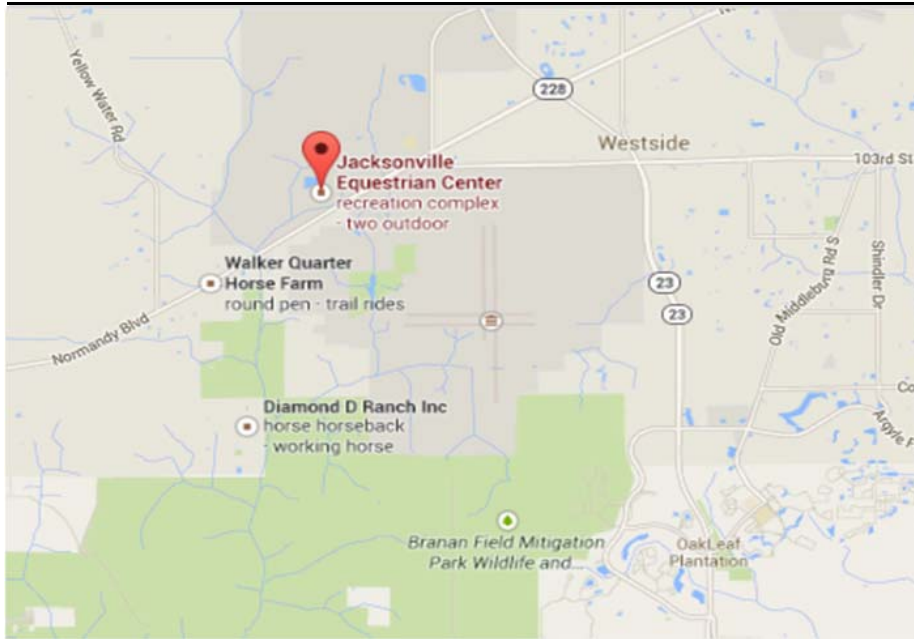
PROJECT START DATE:
October 2014

DISTRICT:
11

PROJECT PHASE:
Design/Construction

PROJECT COMPLETION DATE:
September 2015

PROJECT NUMBER:
PR0118 03



Project Description:
The project will create a new, covered practice rink over the existing practice area. This will increase utilization of the facilities.

Operating Budget Impact:
There is no anticipated impact on the operating budget. The Equestrian Center is currently under a management contract with the Northeast Florida Equestrian Society/H.O.R.S.E. Therapies, Inc. All maintenance will be assumed by the organization.

<u>Expenditures by Funding Source</u>	<u>Prior Yrs Funding</u>	<u>FY 14-15</u>	<u>FY 15-16</u>	<u>FY 16-17</u>	<u>FY 17-18</u>	<u>FY 18-19</u>	<u>Beyond 5th</u>	<u>Total Est Cost</u>
Banking Fund / Debt Proceeds		350,000						350,000
Pay-Go								-
Interest Earnings								-
Transfer Between Projects								-
Contribution from Private Source								-
Grant / Trust Fund								-
TOTAL	\$ -	\$ 350,000	\$ -	\$ -	\$ -	\$ -	\$ -	\$ 350,000

PROJECT TITLE:
Florida Inland Navigation District
(FIND) Projects

DEPARTMENT:
Office of Economic Development

PROGRAM:
Parks

CIE REQUIREMENT:
TBD

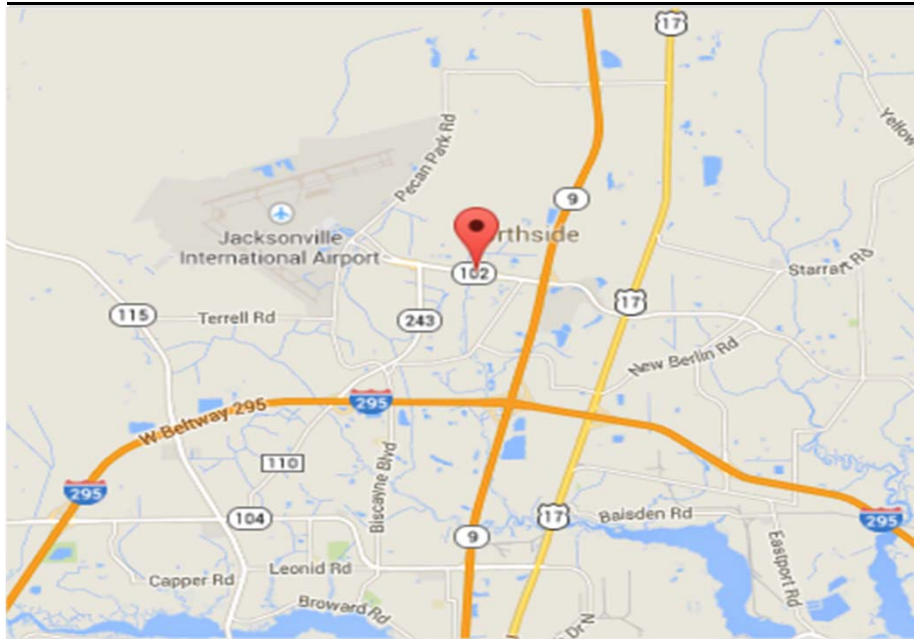
PROJECT START DATE:
TBD

DISTRICT:
All

PROJECT PHASE:
TBD

PROJECT COMPLETION DATE:
TBD

PROJECT NUMBER:
0 0



Project Description:
The Florida Inland Navigation District (FIND) sponsors projects for the up keep of the Atlantic Intracoastal Waterway. As such, the City intends on providing support and financing projects on the Intracoastal Waterway to improve the quality of life of our city and the Beaches area communities.

Operating Budget Impact:
This project is the general FIND project. Any impact within the operating budget will be contained within the fiscal year's actual FIND projects.

<u>Expenditures by Funding Source</u>	<u>Prior Yrs Funding</u>	<u>FY 14-15</u>	<u>FY 15-16</u>	<u>FY 16-17</u>	<u>FY 17-18</u>	<u>FY 18-19</u>	<u>Beyond 5th</u>	<u>Total Est Cost</u>
Banking Fund / Debt Proceeds								-
Pay-Go								
Interest Earnings			600,000	600,000	600,000	600,000	600,000	3,000,000
Transfer Between Projects								-
Contribution from Private Source								-
Grant / Trust Fund			600,000	600,000	600,000	600,000	600,000	3,000,000
TOTAL	\$ -	\$ 1,200,000	\$ 1,200,000	\$ 1,200,000	\$ 1,200,000	\$ 1,200,000	\$ 1,200,000	\$ 6,000,000

PROJECT TITLE:
Pottsburg Creek Boat Ramp

DEPARTMENT:
Parks, Recreation and Community Services

PROGRAM:
Parks

CIE REQUIREMENT:
No

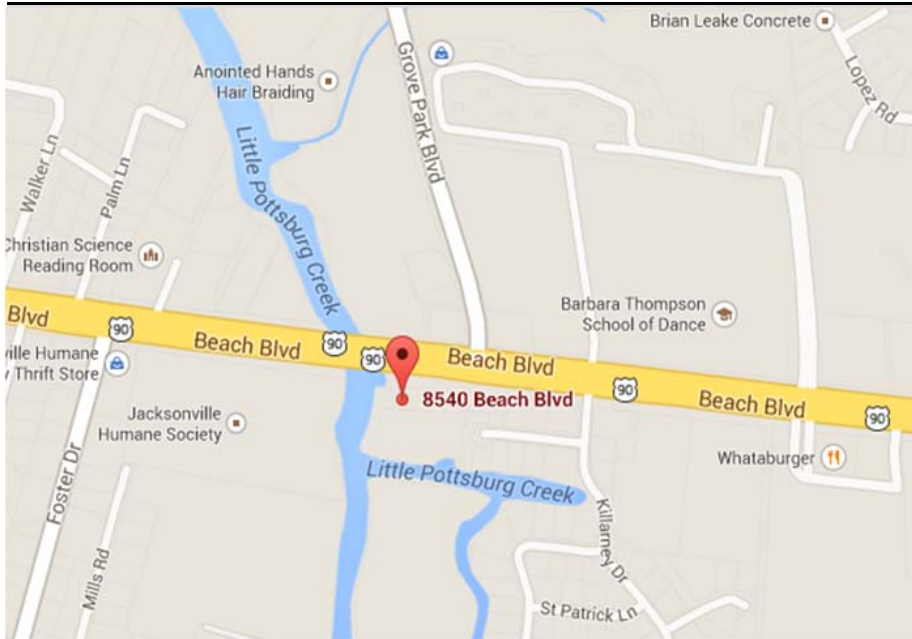
PROJECT START DATE:
October 2012

DISTRICT:
2 and 4

PROJECT PHASE:
Construction

PROJECT COMPLETION DATE:
September 2016

PROJECT NUMBER:
PR0244 01



Project Description:
Dredging a navigational channel along Pottsburg Creek between boat ramp at Beach Blvd and the St. Johns River. Previous funding allowed the department to survey areas that were silted in and removed muck to facilitate boating in the area.

Operating Budget Impact:
None. This is a dredging project that requires no operating costs to maintain.

<u>Expenditures by Funding Source</u>	<u>Prior Yrs Funding</u>	<u>FY 14-15</u>	<u>FY 15-16</u>	<u>FY 16-17</u>	<u>FY 17-18</u>	<u>FY 18-19</u>	<u>Beyond 5th</u>	<u>Total Est Cost</u>
Banking Fund / Debt Proceeds								-
Pay-Go								-
Interest Earnings	197,520	450,000						647,520
Transfer Between Projects								-
Contribution from Private Source								-
Grant / Trust Fund	125,000	375,000						500,000
TOTAL	\$ 322,520	\$ 825,000	\$ -	\$ -	\$ -	\$ -	\$ -	\$ 1,147,520

PROJECT TITLE:
Ortega River - Mooring Field and Channel

DEPARTMENT:
Parks, Recreation and Community Services

PROGRAM:
Parks

CIE REQUIREMENT:
No

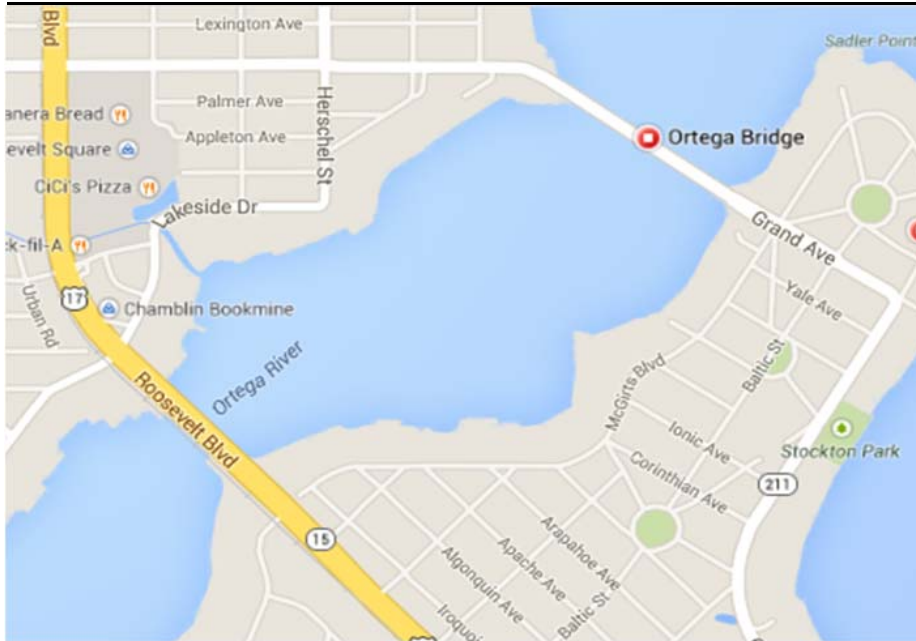
PROJECT START DATE:
October 2012

DISTRICT:
14

PROJECT PHASE:
Construction

PROJECT COMPLETION DATE:
October 2016

PROJECT NUMBER:
PR0426 03



Project Description:
Installation of a 40-50 mooring buoy field located in the Ortega River which is a tributary of the St. Johns River. The mooring field will be located between the Grand Ave. Bridge and the Roosevelt Blvd. Bridge (U.S. 17).

Operating Budget Impact:
Estimated annual cost of regular maintenance/monitoring of mooring field is \$7,280. This cost would cover one Waterways staff to perform necessary duties once per week.

<u>Expenditures by Funding Source</u>	<u>Prior Yrs Funding</u>	<u>FY 14-15</u>	<u>FY 15-16</u>	<u>FY 16-17</u>	<u>FY 17-18</u>	<u>FY 18-19</u>	<u>Beyond 5th</u>	<u>Total Est Cost</u>
Banking Fund / Debt Proceeds								-
Pay-Go								-
Interest Earnings	119,300	180,000						299,300
Transfer Between Projects								-
Contribution from Private Source								-
Grant / Trust Fund	114,300	150,000						264,300
TOTAL	\$ 233,600	\$ 330,000	\$ -	\$ -	\$ -	\$ -	\$ -	\$ 563,600

PROJECT TITLE:
Exchange Island - Phase I

DEPARTMENT:
Parks, Recreation and Community Services

PROGRAM:
Parks

CIE REQUIREMENT:
Yes

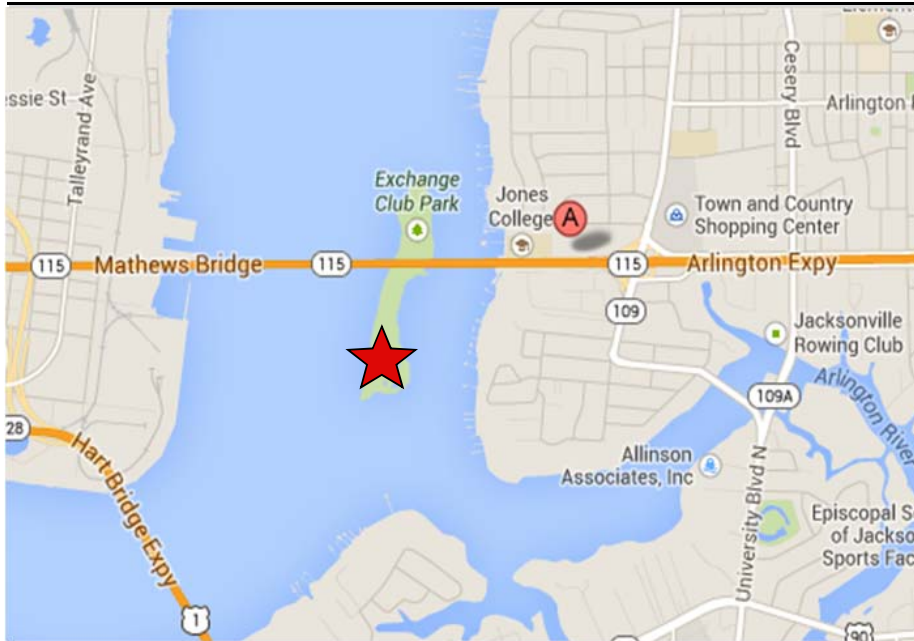
PROJECT START DATE:
October 2013

DISTRICT:
2

PROJECT PHASE:
Construction

PROJECT COMPLETION DATE:
September 2016

PROJECT NUMBER:
PR0621 01



Project Description:
Construct 60' boat dock, shoreline kayak launch, nature trail, and two pavilions with tables and grills.

Operating Budget Impact:
Estimated annual cost of regular maintenance/monitoring of new facilities on the island is \$25,500. This would cover the cost of one Waterways staff plus two maintenance workers to perform necessary duties twice a week.

<u>Expenditures by Funding Source</u>	<u>Prior Yrs</u> <u>Funding</u>	<u>FY 14-15</u>	<u>FY 15-16</u>	<u>FY 16-17</u>	<u>FY 17-18</u>	<u>FY 18-19</u>	<u>Beyond 5th</u>	<u>Total Est Cost</u>
Banking Fund / Debt Proceeds								-
Pay-Go								-
Interest Earnings	63,380	135,900						199,280
Transfer Between Projects								-
Contribution from Private Source								-
Grant / Trust Fund	52,380	113,250						165,630
TOTAL	\$ 115,760	\$ 249,150	\$ -	\$ -	\$ -	\$ -	\$ -	\$ 364,910

PROJECT TITLE:
Sisters Creek Marina/Boat Ramp -
Redesign

DEPARTMENT:
Parks, Recreation and Community Services

PROGRAM:
Parks

CIE REQUIREMENT:
No

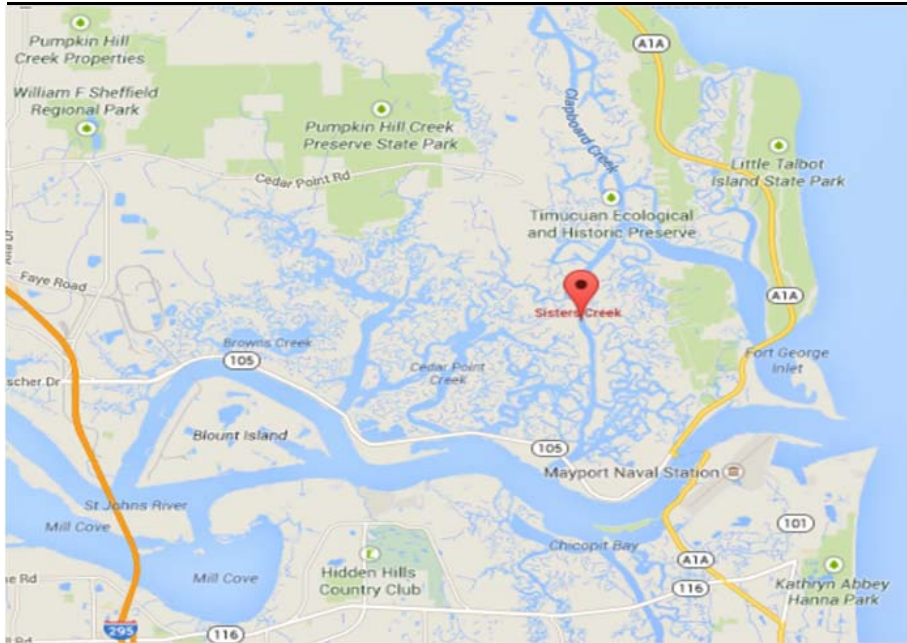
PROJECT START DATE:
October 2013

DISTRICT:
11

PROJECT PHASE:
Construction

PROJECT COMPLETION DATE:
September 2016

PROJECT NUMBER:
PR0109 04



Project Description:

Sisters Creek is one of Jacksonville's largest and most used boat ramps. Due to siltation that has occurred since installation of the floating docks, the docks now touch the river bottom at most tide levels. This causes the docks to lean at an angle rendering them unsafe to use and is beginning to result in damage to the docks and gangways. It also makes it difficult for transient, large boats to pull up to these docks so they can access the amenities offered at the park. Furthermore, this situation is causing an increase in turbidity as water levels rise and solids are suspended into the water as the docks come off the bottom. These floating docks need to be relocated further from the shore making them usable at all tides and to reduce the environmental impacts caused by their current location. This project will relocate the docks and pilings.

Operating Budget Impact:

There is no impact on the operating budget. The department anticipates a decrease in maintenance costs as a result of this project.

<u>Expenditures by Funding Source</u>	<u>Prior Yrs Funding</u>	<u>FY 14-15</u>	<u>FY 15-16</u>	<u>FY 16-17</u>	<u>FY 17-18</u>	<u>FY 18-19</u>	<u>Beyond 5th</u>	<u>Total Est Cost</u>
Banking Fund / Debt Proceeds								-
Pay-Go								-
Interest Earnings	38,880	123,840						162,720
Transfer Between Projects								-
Contribution from Private Source								-
Grant / Trust Fund	31,880	103,200						135,080
TOTAL	\$ 70,760	\$ 227,040	\$ -	\$ -	\$ -	\$ -	\$ -	\$ 297,800

PROJECT TITLE:
County Dock Road Boat Ramp

DEPARTMENT:
Parks, Recreation and Community Services

PROGRAM:
Parks

CIE REQUIREMENT:
No

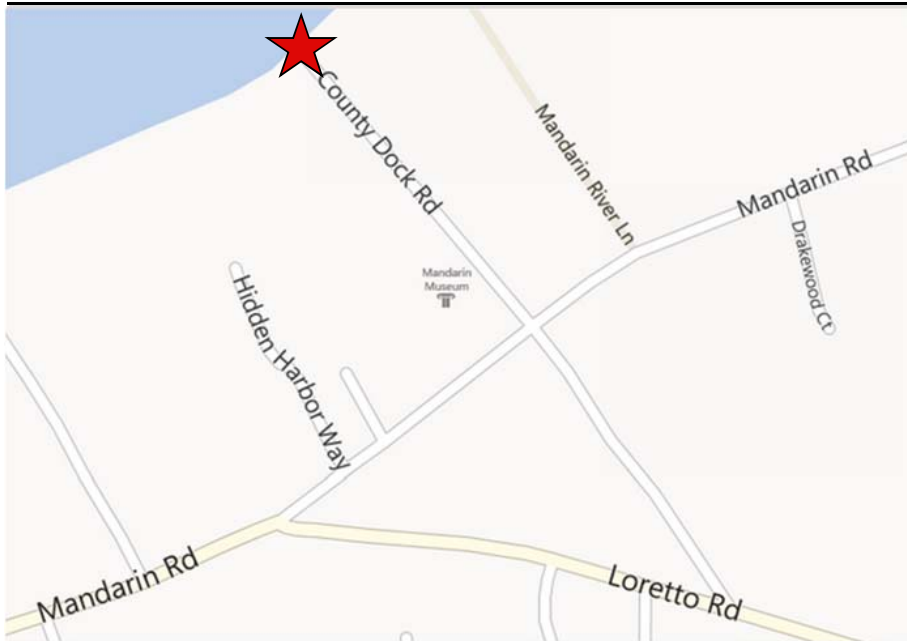
PROJECT START DATE:
October 2013

DISTRICT:
6

PROJECT PHASE:
Construction

PROJECT COMPLETION DATE:
October 2016

PROJECT NUMBER:
PR0620 01



Project Description:
Replace deteriorated boat ramp, remove submerged structures (i.e. - pilings). Remove parking obstructions. Designate kayak launch. Project will help improve water access.

Operating Budget Impact:
There is no impact on the operating budget. The department anticipates a decrease in maintenance costs as a result of this project.

<u>Expenditures by Funding Source</u>	<u>Prior Yrs Funding</u>	<u>FY 14-15</u>	<u>FY 15-16</u>	<u>FY 16-17</u>	<u>FY 17-18</u>	<u>FY 18-19</u>	<u>Beyond 5th</u>	<u>Total Est Cost</u>
Banking Fund / Debt Proceeds								-
Pay-Go								-
Interest Earnings	50,760	61,200						111,960
Transfer Between Projects								-
Contribution from Private Source								-
Grant / Trust Fund	41,760	51,000						92,760
TOTAL	\$ 92,520	\$ 112,200	\$ -	\$ -	\$ -	\$ -	\$ -	\$ 204,720

PROJECT TITLE:
Northbank Riverwalk and Bulkhead
Repairs

DEPARTMENT:
Parks, Recreation and Community Services

PROGRAM:
Parks

CIE REQUIREMENT:
No

PROJECT START DATE:
October 2013

DISTRICT:
9

PROJECT PHASE:
Construction

PROJECT COMPLETION DATE:
September 2016

PROJECT NUMBER:
PW0076 06



Project Description:

Remove existing walking bridge, reroute portion of Riverwalk, partially fill small cove area and add kayak launch.

Operating Budget Impact:

There is no impact on the operating budget. The department anticipates a decrease in maintenance costs.

<u>Expenditures by Funding Source</u>	<u>Prior Yrs Funding</u>	<u>FY 14-15</u>	<u>FY 15-16</u>	<u>FY 16-17</u>	<u>FY 17-18</u>	<u>FY 18-19</u>	<u>Beyond 5th</u>	<u>Total Est Cost</u>
Banking Fund / Debt Proceeds								-
Pay-Go								-
Interest Earnings	44,000	85,680						129,680
Transfer Between Projects								-
Contribution from Private Source								-
Grant / Trust Fund	36,000	71,400						107,400
TOTAL	\$ 80,000	\$ 157,080	\$ -	\$ -	\$ -	\$ -	\$ -	\$ 237,080

PROJECT TITLE:
Arlington Lions Club Boat Ramp

DEPARTMENT:
Parks, Recreation and Community Services

PROGRAM:
Parks

CIE REQUIREMENT:
No

PROJECT START DATE:
January 2014

DISTRICT:
1

PROJECT PHASE:
Design/Construction

PROJECT COMPLETION DATE:
September 2016

PROJECT NUMBER:
PR0594 02



Project Description:
Design and construct an extension to the the Blue Cypress Boardwalk which connects Blue Cypress Park to Arlington Lions Club Park.

Operating Budget Impact:
There is no impact on the operating budget.

<u>Expenditures by Funding Source</u>	<u>Prior Yrs</u>	<u>FY 14-15</u>	<u>FY 15-16</u>	<u>FY 16-17</u>	<u>FY 17-18</u>	<u>FY 18-19</u>	<u>Beyond 5th</u>	<u>Total Est Cost</u>
	<u>Funding</u>							
Banking Fund / Debt Proceeds								-
Pay-Go								-
Interest Earnings	44,420	126,900						171,320
Transfer Between Projects								-
Contribution from Private Source								-
Grant / Trust Fund	36,420	105,750						142,170
TOTAL	\$ 80,840	\$ 232,650		\$ -	\$ -	\$ -	\$ -	\$ 313,490

PROJECT TITLE:
9A Baymeadows - Baseball

DEPARTMENT:
Parks, Recreation and Community Services

PROGRAM:
Parks

CIE REQUIREMENT:
No

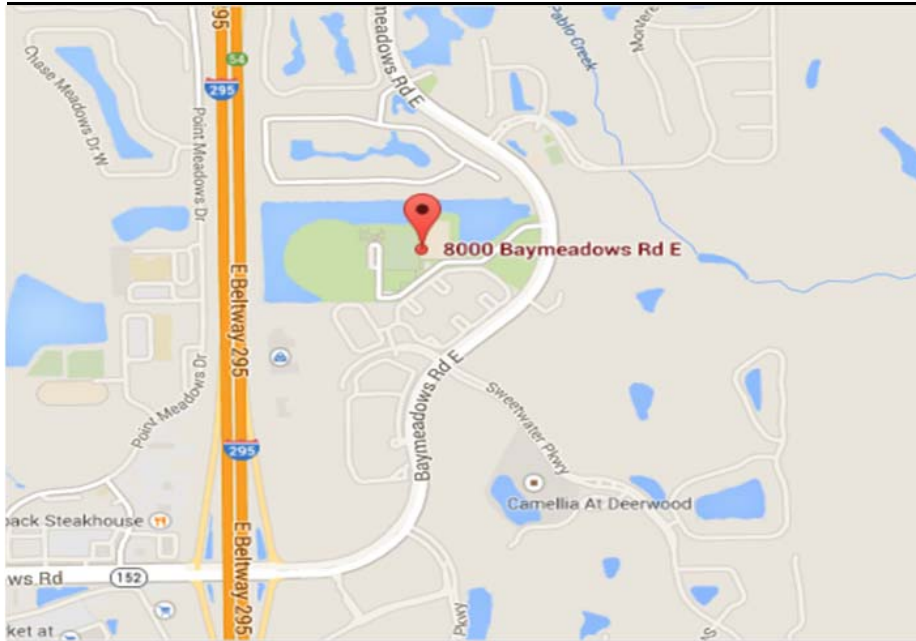
PROJECT START DATE:
October 2013

DISTRICT:
13

PROJECT PHASE:
Construction

PROJECT COMPLETION DATE:
October 2014

PROJECT NUMBER:
PR0380 03



Project Description:
Development of new baseball quad to include field, restroom concession stand building, lights, batting cages and additional parking. There is a \$1,000,000.00 JEA contribution for this project that is specific to the development of the baseball facility development.

Operating Budget Impact:
This is an existing facility however there will be an additional cost for field maintenance and utilities at the facility. The additional cost is expected to be \$20,000.00 per year.

<u>Expenditures by Funding Source</u>	<u>Prior Yrs Funding</u>	<u>FY 14-15</u>	<u>FY 15-16</u>	<u>FY 16-17</u>	<u>FY 17-18</u>	<u>FY 18-19</u>	<u>Beyond 5th</u>	<u>Total Est Cost</u>
Banking Fund / Debt Proceeds			4,000,000					4,000,000
Pay-Go								-
Interest Earnings								-
Transfer Between Projects								-
Contribution from JEA	1,000,000							1,000,000
Grant / Trust Fund								-
TOTAL	\$ 1,000,000	\$ -	\$ 4,000,000	\$ -	\$ -	\$ -	\$ -	\$ 5,000,000

PROJECT TITLE:
Hanna Park Splash Pad

DEPARTMENT:
Parks, Recreation and Community Services

PROGRAM:
Parks

CIE REQUIREMENT:
No

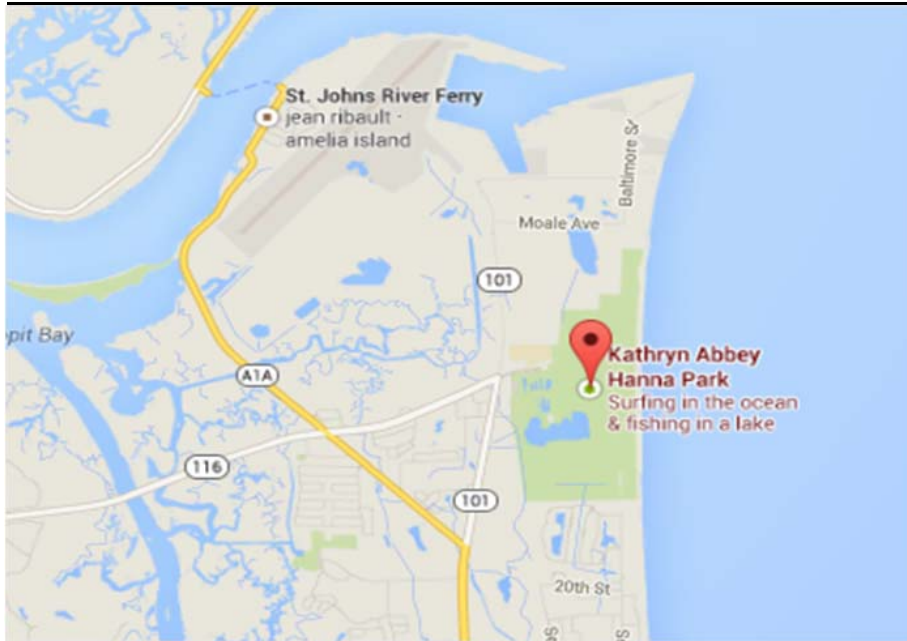
PROJECT START DATE:
October 2014

DISTRICT:
11

PROJECT PHASE:
Design

PROJECT COMPLETION DATE:
September 2014

PROJECT NUMBER:
TBD TBD



Project Description:
Design to replace existing Splash Park (Water playground Area) at Hanna Park. This will be adjacent to the existing playground area.

Operating Budget Impact:
This is an existing facility therefore no additional operating cost will be needed. The current request is for design only therefore the operating budget will not be impacted.

<u>Expenditures by Funding Source</u>	<u>Prior Yrs Funding</u>	<u>FY 14-15</u>	<u>FY 15-16</u>	<u>FY 16-17</u>	<u>FY 17-18</u>	<u>FY 18-19</u>	<u>Beyond 5th</u>	<u>Total Est Cost</u>
Banking Fund / Debt Proceeds			50,000	400,000				450,000
Pay-Go								-
Interest Earnings								-
Transfer Between Projects								-
Contribution from Private Source								-
Grant / Trust Fund								-
TOTAL	\$ -	\$ -	\$ 50,000	\$ 400,000	\$ -	\$ -	\$ -	\$ 450,000

PROJECT TITLE:
Sheffield Park Phase II

DEPARTMENT:
Parks, Recreation and Community Services

PROGRAM:
Parks

CIE REQUIREMENT:
No

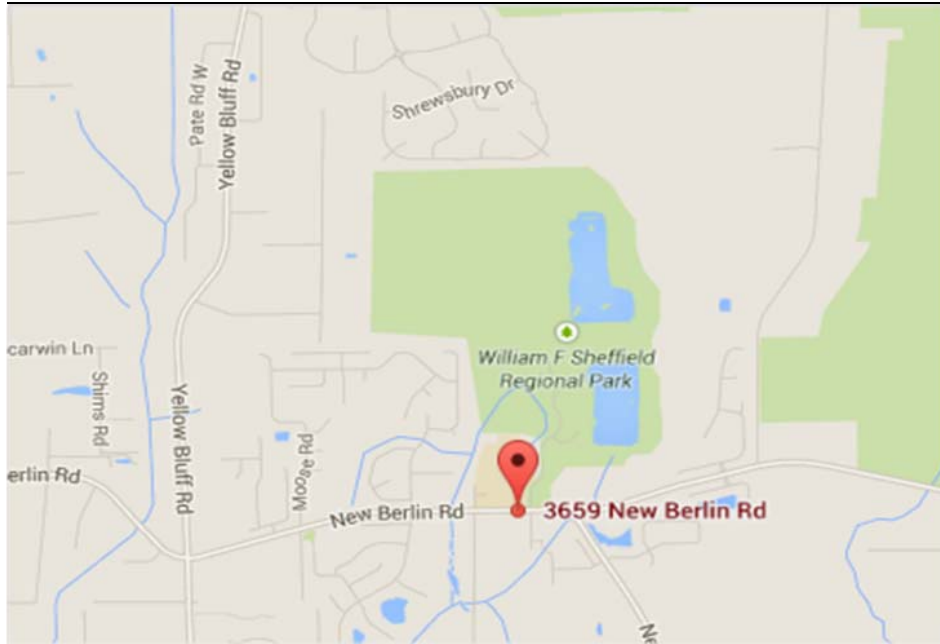
PROJECT START DATE:
October 2014

DISTRICT:
11

PROJECT PHASE:
Construction

PROJECT COMPLETION DATE:
September 2015

PROJECT NUMBER:
PR0381 02



Project Description:

Construction of additional elements to include fields, additional parking, and paved trails. \$750,000 was provided in the previous years CIP which design is being completed with current project funds.

Operating Budget Impact:

This project will increase the operating budget by \$10,000.00 for additional mowing and trail maintenance.

<u>Expenditures by Funding Source</u>	<u>Prior Yrs Funding</u>	<u>FY 14-15</u>	<u>FY 15-16</u>	<u>FY 16-17</u>	<u>FY 17-18</u>	<u>FY 18-19</u>	<u>Beyond 5th</u>	<u>Total Est Cost</u>
Banking Fund / Debt Proceeds			2,000,000					2,000,000
Pay-Go								-
Interest Earnings								-
Transfer Between Projects	750,000							750,000
Contribution from Private Source								-
Grant / Trust Fund								-
TOTAL	\$ 750,000	\$ -	\$ 2,000,000	\$ -	\$ -	\$ -	\$ -	\$ 2,750,000

PROJECT TITLE:
Hogans Creek Greenway

DEPARTMENT:
Parks, Recreation and Community Services

PROGRAM:
Parks

CIE REQUIREMENT:
No

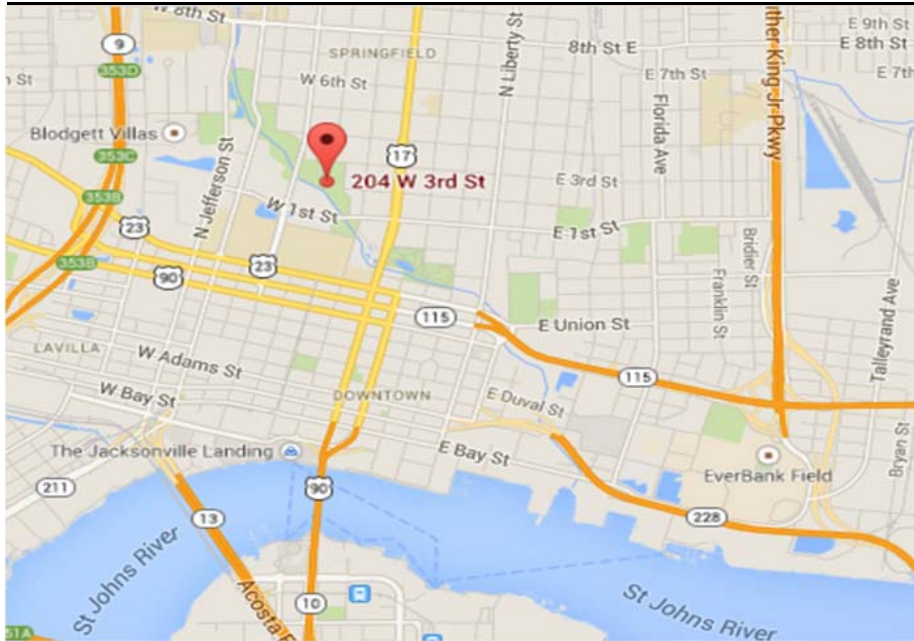
PROJECT START DATE:
October 2014

DISTRICT:
7

PROJECT PHASE:
Design

PROJECT COMPLETION DATE:
September 2015

PROJECT NUMBER:
PW0508 01



Project Description:
Design for Phase II of the pedestrian/biking trail. The trail will be an asphalt trail from the riverwalk to 8th Street. The additional design will address extending the greenway to the riverwalk.

Operating Budget Impact:
This is an existing facility therefore no additional operating cost will be needed.

<u>Expenditures by Funding Source</u>	<u>Prior Yrs</u>	<u>FY 14-15</u>	<u>FY 15-16</u>	<u>FY 16-17</u>	<u>FY 17-18</u>	<u>FY 18-19</u>	<u>Beyond 5th</u>	<u>Total Est Cost</u>
	<u>Funding</u>							
Banking Fund / Debt Proceeds			100,000	500,000	500,000			1,100,000
Pay-Go								-
Interest Earnings								-
Transfer Between Projects								-
Contribution from Private Source								-
Grant / Trust Fund	1,003,000							1,003,000
TOTAL	\$ 1,003,000	\$ -	\$ 100,000	\$ 500,000	\$ 500,000	\$ -	\$ -	\$ 2,103,000

PROJECT TITLE:
Wheat Road Park

DEPARTMENT:
Parks, Recreation and Community Services

PROGRAM:
Parks

CIE REQUIREMENT:
No

PROJECT START DATE:
October 2014

DISTRICT:
12

PROJECT PHASE:
Design

PROJECT COMPLETION DATE:
September 2015

PROJECT NUMBER:
PR0460 TBD



Project Description:
Replacement of existing restroom and concession stand building.

Operating Budget Impact:
This is an existing facility therefore no additional operating cost will be needed.

<u>Expenditures by Funding Source</u>	<u>Prior Yrs Funding</u>	<u>FY 14-15</u>	<u>FY 15-16</u>	<u>FY 16-17</u>	<u>FY 17-18</u>	<u>FY 18-19</u>	<u>Beyond 5th</u>	<u>Total Est Cost</u>
Banking Fund / Debt Proceeds		75,000	75,000	300,000				450,000
Pay-Go								-
Interest Earnings								-
Transfer Between Projects								-
Contribution from Private Source								-
Grant / Trust Fund								-
TOTAL	\$ -	\$ 75,000	\$ 75,000	\$ 300,000	\$ -	\$ -	\$ -	\$ 450,000

PROJECT TITLE:
Lonnie Miller Regional Park

DEPARTMENT:
Parks, Recreation and Community Services

PROGRAM:
Parks

CIE REQUIREMENT:
Yes

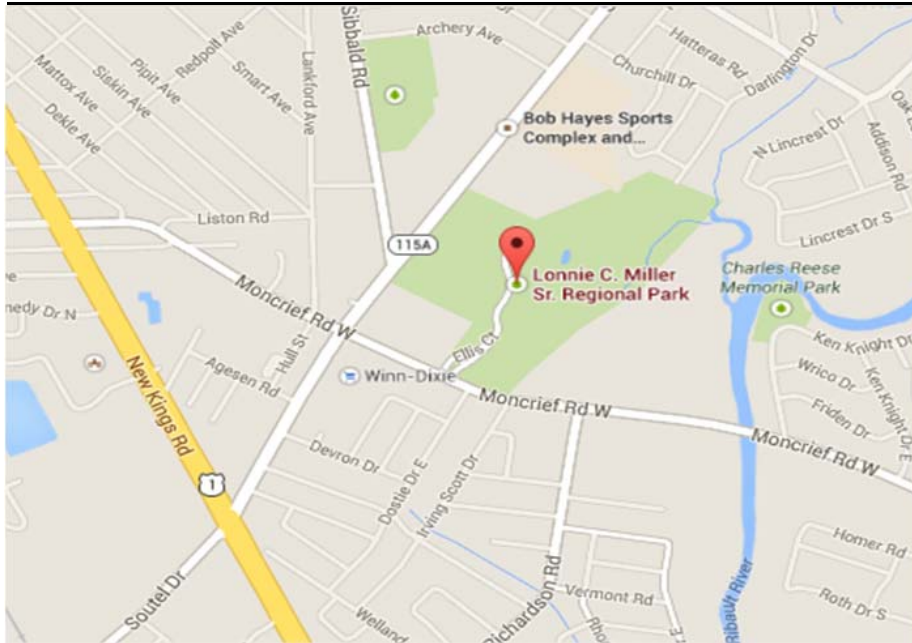
PROJECT START DATE:
October 2014

DISTRICT:
10

PROJECT PHASE:
Construction

PROJECT COMPLETION DATE:
September 2015

PROJECT NUMBER:
PR0215 01



Project Description:
Development of trails, skate plaza, ballfields, courts on the remediated land at Lonnie Miller Regional Park. Design is being completed as part of the Lonnie Miller Solid Waste Cleanup project.

Operating Budget Impact:
The project will increase the operating budgets by \$75,000 for utilities, mowing, trash pick up and field maintenance.

<u>Expenditures by Funding Source</u>	<u>Prior Yrs</u>	<u>FY 14-15</u>	<u>FY 15-16</u>	<u>FY 16-17</u>	<u>FY 17-18</u>	<u>FY 18-19</u>	<u>Beyond 5th</u>	<u>Total Est Cost</u>
	<u>Funding</u>							
Banking Fund / Debt Proceeds	89,050			200,000	2,000,000	2,000,000	1,000,000	5,289,050
Pay-Go								-
Interest Earnings								-
Transfer Between Projects								-
Contribution from Private Source								-
Grant / Trust Fund								-
TOTAL	\$ 89,050	\$ -	\$ -	\$ 200,000	\$ 2,000,000	\$ 2,000,000	\$ 1,000,000	\$ 5,289,050

PROJECT TITLE:
Forest Street Park

DEPARTMENT:
Parks, Recreation and Community Services

PROGRAM:
Parks

CIE REQUIREMENT:
Yes

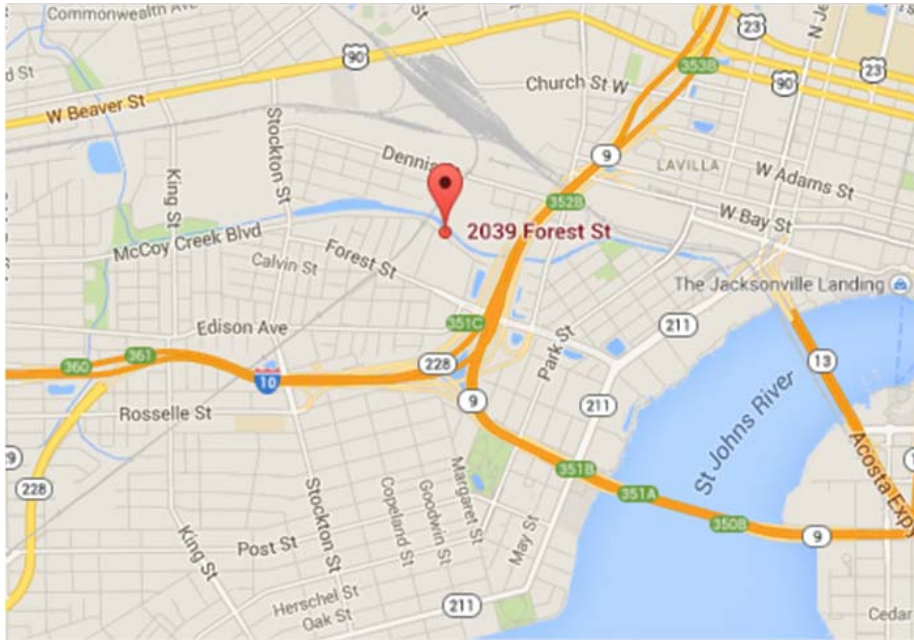
PROJECT START DATE:
October 2014

DISTRICT:
9

PROJECT PHASE:
Design/Construction

PROJECT COMPLETION DATE:
September 2015

PROJECT NUMBER:
TBD TBD



Project Description:
Renovation of existing park that was a former Ash Site. This project will develop a new playground, courts, lights and open play areas.

Operating Budget Impact:
The operating budget impact will be \$10,000.00 and will include mowing, trash pickup and playground upkeep.

<u>Expenditures by Funding Source</u>	<u>Prior Yrs Funding</u>	<u>FY 14-15</u>	<u>FY 15-16</u>	<u>FY 16-17</u>	<u>FY 17-18</u>	<u>FY 18-19</u>	<u>Beyond 5th</u>	<u>Total Est Cost</u>
Banking Fund / Debt Proceeds			50,000	350,000				400,000
Pay-Go								-
Interest Earnings								-
Transfer Between Projects								-
Contribution from Private Source								-
Grant / Trust Fund								-
TOTAL	\$ -	\$ -	\$ 50,000	\$ 350,000	\$ -	\$ -	\$ -	\$ 400,000

PROJECT TITLE:
Range Office/Training Building

DEPARTMENT:
Office of the Sheriff

PROGRAM:
Government Facilities

CIE REQUIREMENT:
No

PROJECT START DATE:
January 2015

DISTRICT:
11

PROJECT PHASE:
Design/Construction

PROJECT COMPLETION DATE:
June 2015

PROJECT NUMBER:
SH0021 02



Project Description:
Construction of a new range office/training building located at 4727 Lannie Rd., Jacksonville, FL 32218. The construction of this building will replace the current modular trailers used as offices and training rooms, which are in very poor condition. The facility will be approximately 12,000 square feet in size.

Operating Budget Impact:
There is an anticipated revenue stream of approximately \$10,000 annually expected from other agencies using the facilities. This anticipated revenue will be used for improvements and to offset maintenance costs of the range. Annual operational costs include alarm monitoring of \$1,500 and utility costs.

<u>Expenditures by Funding Source</u>	<u>Prior Yrs</u>	<u>FY 14-15</u>	<u>FY 15-16</u>	<u>FY 16-17</u>	<u>FY 17-18</u>	<u>FY 18-19</u>	<u>Beyond 5th</u>	<u>Total Est Cost</u>
	<u>Funding</u>							
Banking Fund / Debt Proceeds		2,115,000						2,115,000
Pay-Go								-
Interest Earnings								-
Transfer Between Projects								-
Contribution from Private Source								-
Grant / Trust Fund		1,000,000						1,000,000
TOTAL		\$ - \$ 3,115,000	\$ - \$	\$ - \$	\$ - \$	\$ - \$	\$ - \$	\$ 3,115,000

PROJECT TITLE:
Convention Center - Fire Alarm Replacement

DEPARTMENT:
Office of Sports and Entertainment

PROGRAM:
Public Facilities

CIE REQUIREMENT:
No

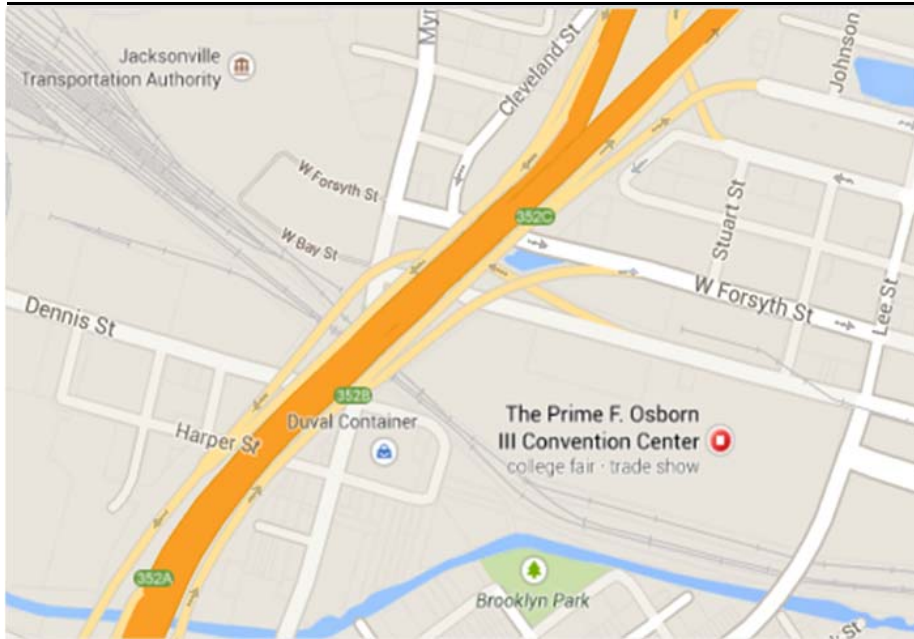
PROJECT START DATE:
October 2014

DISTRICT:
7

PROJECT PHASE:
Design/Construction

PROJECT COMPLETION DATE:
January 2015

PROJECT NUMBER:
SC0001 02



Project Description:
Project will replace the fire alarm system at the Prime Osborne Convention Center. The current system has many challenges in regards to keeping it operational including the availability of part when repairs are needed. In coordination with the Jacksonville Fire and Rescue Department's Fire Prevention Division, the system has been modified to accommodate ongoing failures. Due to system redundancies, public safety is protected at this time. However, a replacement bringing the system to current building code and ADA code is recommended.

Operating Budget Impact:
The department anticipates savings as the current fix utilizes repairs and maintenance dollars. This also provides a decrease in liability.

<u>Expenditures by Funding Source</u>	<u>Prior Yrs Funding</u>	<u>FY 14-15</u>	<u>FY 15-16</u>	<u>FY 16-17</u>	<u>FY 17-18</u>	<u>FY 18-19</u>	<u>Beyond 5th</u>	<u>Total Est Cost</u>
Banking Fund / Debt Proceeds		400,000						400,000
Pay-Go								-
Interest Earnings								-
Transfer Between Projects								-
Contribution from Private Source								-
Grant / Trust Fund								-
TOTAL		\$ 400,000	\$ -	\$ -	\$ -	\$ -	\$ -	\$ 400,000

PROJECT TITLE:
Baseball Grounds - Soccer
Conversion

DEPARTMENT:
Office of the Sheriff

PROGRAM:
Public Facilities

CIE REQUIREMENT:
No

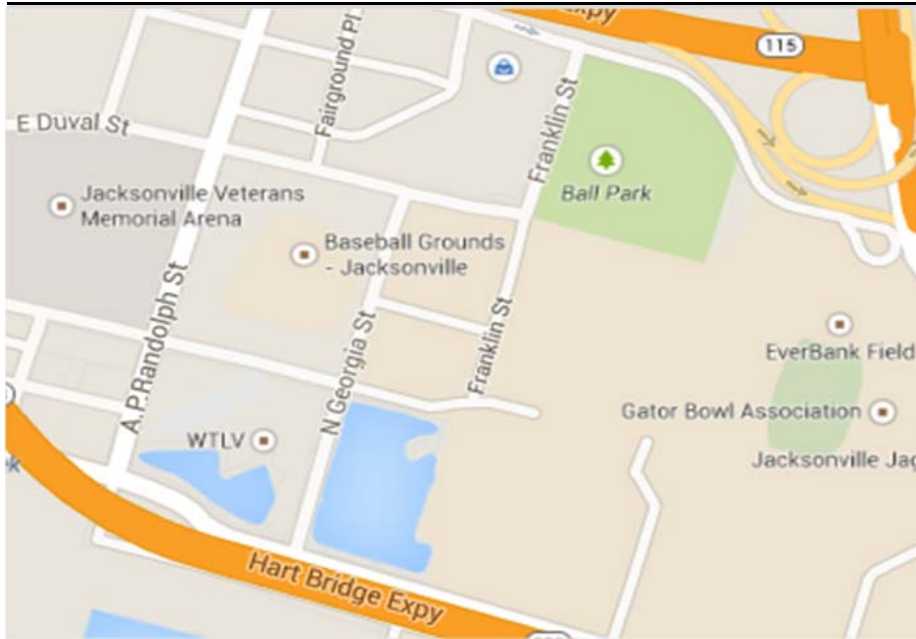
PROJECT START DATE:
October 2014

DISTRICT:
7

PROJECT PHASE:
Design/Construction

PROJECT COMPLETION DATE:
September 2015

PROJECT NUMBER:
PW0415 15



Project Description:
Project will provide for a new, removable pitcher's mound, stadium signage and camera stands. The baseball grounds will be jointly used by the Jacksonville Suns Baseball Team and the Jacksonville Armada Football Club, beginning in FY15

Operating Budget Impact:
The Office of Sports and Entertainment has included an expense totaling \$700K in its operating budget to pay baseball and soccer change over costs. Any additional expenses will be incurred by the Jacksonville Armada FC.

<u>Expenditures by Funding Source</u>	<u>Prior Yrs Funding</u>	<u>FY 14-15</u>	<u>FY 15-16</u>	<u>FY 16-17</u>	<u>FY 17-18</u>	<u>FY 18-19</u>	<u>Beyond 5th</u>	<u>Total Est Cost</u>
Banking Fund / Debt Proceeds		300,000						300,000
Pay-Go								-
Interest Earnings								-
Transfer Between Projects								-
Contribution from Private Source								-
Grant / Trust Fund								-
TOTAL		\$ 300,000	\$ -	\$ -	\$ -	\$ -	\$ -	\$ 300,000

PROJECT TITLE:
Countywide Drainage System
Rehabilitation

DEPARTMENT:
Public Works

PROGRAM:
Drainage

CIE REQUIREMENT:
No

PROJECT START DATE:
October 2014

DISTRICT:
Various

PROJECT PHASE:
Design/Construction

PROJECT COMPLETION DATE:
September 2015

PROJECT NUMBER:
PW0072 01



Project Description:
This allocation funds the improvement of existing deteriorated/damaged sidewalks in addition to the installation of new sidewalks throughout Jacksonville. Approximately \$710,000 will be used for installation of new sidewalks, \$800,000 for repairs to hazardous sidewalks by removing and replacing sidewalks panels and \$200,000 for repairs to hazardous sidewalks by horizontal cutting. This effort helps to address pedestrian safety and mobility issues.

Operating Budget Impact:
The project will provide a reduction in ongoing maintenance (operational) expenses and elimination of potential liability to the City.

<u>Expenditures by Funding Source</u>	<u>Prior Yrs</u>	<u>FY 14-15</u>	<u>FY 15-16</u>	<u>FY 16-17</u>	<u>FY 17-18</u>	<u>FY 18-19</u>	<u>Beyond 5th</u>	<u>Total Est Cost</u>
	<u>Funding</u>							
Banking Fund / Debt Proceeds	71,220,372							71,220,372
Pay-Go	29,857,557	3,894,652	6,000,000	6,000,000	6,000,000	6,000,000		57,752,209
Interest Earnings	696,000							696,000
Transfer Between Projects	438,656							438,656
Contribution from Private Source	358,656							358,656
Grant / Trust Fund	150,000							150,000
TOTAL	\$ 102,721,241	\$ 3,894,652	\$ 6,000,000	\$ 6,000,000	\$ 6,000,000	\$ 6,000,000	\$ -	\$ 130,615,893

PROJECT TITLE:
Champlain Road Drainage
Improvements

DEPARTMENT:
Public Works

PROGRAM:
Drainage

CIE REQUIREMENT:
No

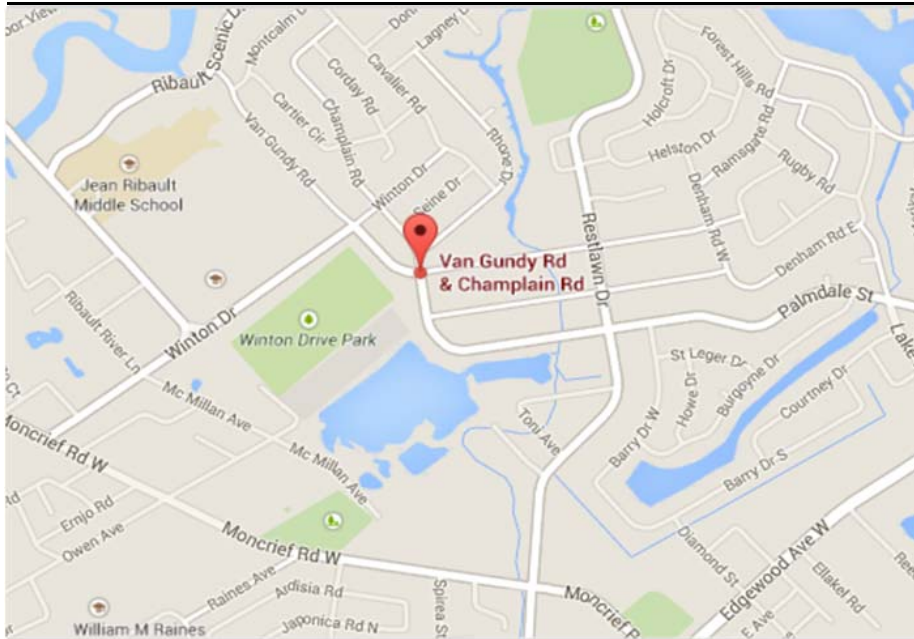
PROJECT START DATE:
February 2015

DISTRICT:
8

PROJECT PHASE:
Construction

PROJECT COMPLETION DATE:
November 2015

PROJECT NUMBER:
PW0768 01



Project Description:
This project corrects drainage problems at the intersection of Champlain Road and Van Gundy Road. Construction will provide new Miami curb, add curb inlets and associated drainage pipe and reprofile the intersection to fully correct the drainage problems. The expanded drainage system will connect to an existing system. Design was funded in FY 14.

Operating Budget Impact:
There will be a limited decrease in operating expenses to maintain this intersection. Correcting the drainage will result in a decrease in CARE tickets and fewer spot repairs to failing pavement. This will permit maintenance crews to attend other demands for their service.

<u>Expenditures by Funding Source</u>	<u>Prior Yrs Funding</u>	<u>FY 14-15</u>	<u>FY 15-16</u>	<u>FY 16-17</u>	<u>FY 17-18</u>	<u>FY 18-19</u>	<u>Beyond 5th</u>	<u>Total Est Cost</u>
Banking Fund / Debt Proceeds								-
Pay-Go		140,000						140,000
Interest Earnings								-
Transfer Between Projects								-
Special Revenue Account								-
Grant / Trust Fund								-
TOTAL	\$ -	\$ 140,000	\$ -	\$ -	\$ -	\$ -	\$ -	\$ 140,000

PROJECT TITLE:
Collen Road North Drainage
Improvements

DEPARTMENT:
Public Works

PROGRAM:
Drainage

CIE REQUIREMENT:
No

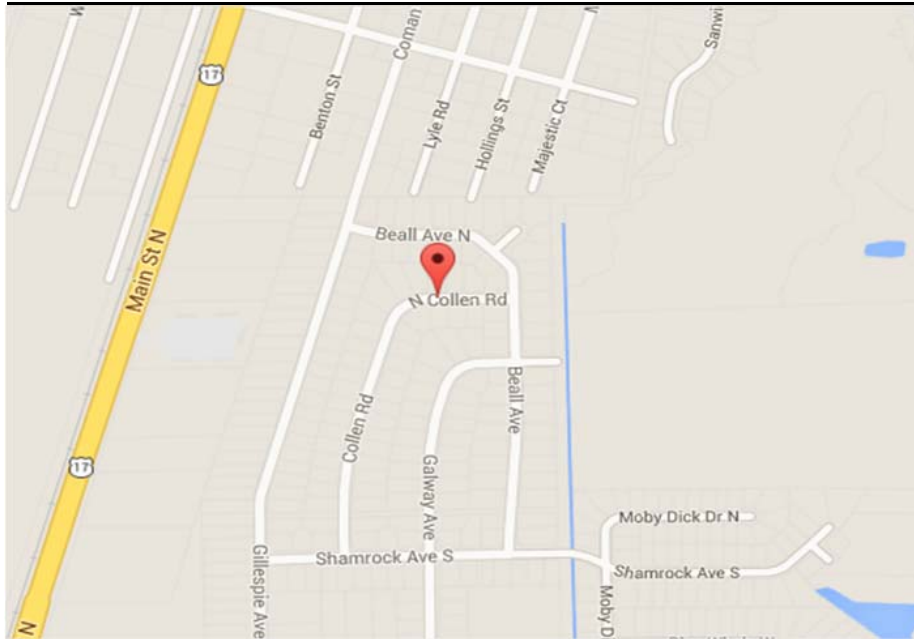
PROJECT START DATE:
February 2015

DISTRICT:
11

PROJECT PHASE:
Construction

PROJECT COMPLETION DATE:
November 2015

PROJECT NUMBER:
PW0769 01



Project Description:

This project corrects a failed underdrain system that has caused the curb and pavement to settle, disrupting drainage. Construction will restore the underdrain system, provide new Miami curb, replace damaged driveway aprons, and require a strip of new asphalt next to the curb. Drainage flow will be properly conducted to an existing storm drain inlet. Design was funded in FY 14.

Operating Budget Impact:

There will be a limited decrease in operating expenses to maintain this neighborhood. Correcting the underdrain will result in a decrease in CARE tickets and fewer spot repairs to failing curb and driveways. This will permit maintenance crews to attend other demands for their service.

<u>Expenditures by Funding Source</u>	<u>Prior Yrs</u>	<u>FY 14-15</u>	<u>FY 15-16</u>	<u>FY 16-17</u>	<u>FY 17-18</u>	<u>FY 18-19</u>	<u>Beyond 5th</u>	<u>Total Est Cost</u>
	<u>Funding</u>							
Banking Fund / Debt Proceeds		30,000	140,000					170,000
Pay-Go								-
Interest Earnings								-
Transfer Between Projects								-
Special Revenue Account								-
Grant / Trust Fund								-
TOTAL		\$ -	\$ 30,000	\$ 140,000	\$ -	\$ -	\$ -	\$ 170,000

PROJECT TITLE:
Highway Avenue Fabricform Failure
Repair

DEPARTMENT:
Public Works

PROGRAM:
Drainage

CIE REQUIREMENT:
No

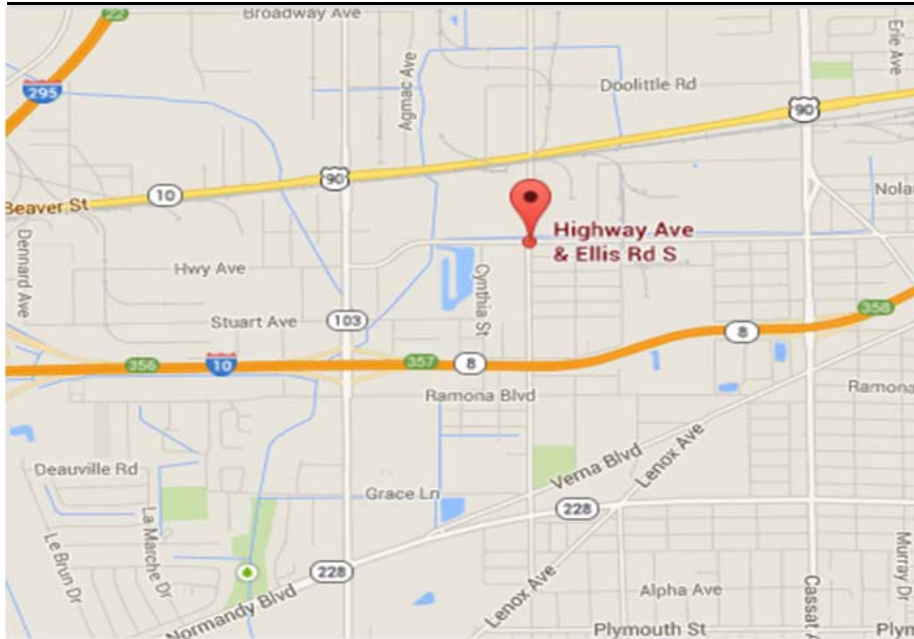
PROJECT START DATE:
February 2014

DISTRICT:
9

PROJECT PHASE:
Construction

PROJECT COMPLETION DATE:
August 2015

PROJECT NUMBER:
PW0770 01



Project Description:
TS Debby severely damaged the fabricform lining of the Highway Avenue drainage channel just west of the intersection with Ellis Road. Coordination with FEMA and NRCS did not result in any approved funding reimbursement. The failure is somewhat stable. We were waiting, hopeful for a successful reimbursement agreement. However, that did not happen. For long-term stability, the failed area must be corrected. The least cost option appears to be to drive a sheetpile wall through the failed lining, then dress-up the remaining fabricform lining to provide a permanently stable ditch lining. We propose to assign this project to the area design/build team.

Operating Budget Impact:
There will be a limited decrease in operating expenses to maintain this drainage area. Correcting the fabricform will result in a decrease in sediment transport downstream and provide stability to the shoulder and the ditch lining. This will permit maintenance crews to attend to other demands for their service.

<u>Expenditures by Funding Source</u>	<u>Prior Yrs Funding</u>	<u>FY 14-15</u>	<u>FY 15-16</u>	<u>FY 16-17</u>	<u>FY 17-18</u>	<u>FY 18-19</u>	<u>Beyond 5th</u>	<u>Total Est Cost</u>
Banking Fund / Debt Proceeds		320,000						320,000
Pay-Go								-
Interest Earnings								-
Transfer Between Projects								-
Special Revenue Account								-
Grant / Trust Fund								-
TOTAL		\$ 320,000	\$ -	\$ -	\$ -	\$ -	\$ -	\$ 320,000

PROJECT TITLE:
Hobart Avenue Drainage
Improvements

DEPARTMENT:
Public Works

PROGRAM:
Drainage

CIE REQUIREMENT:
No

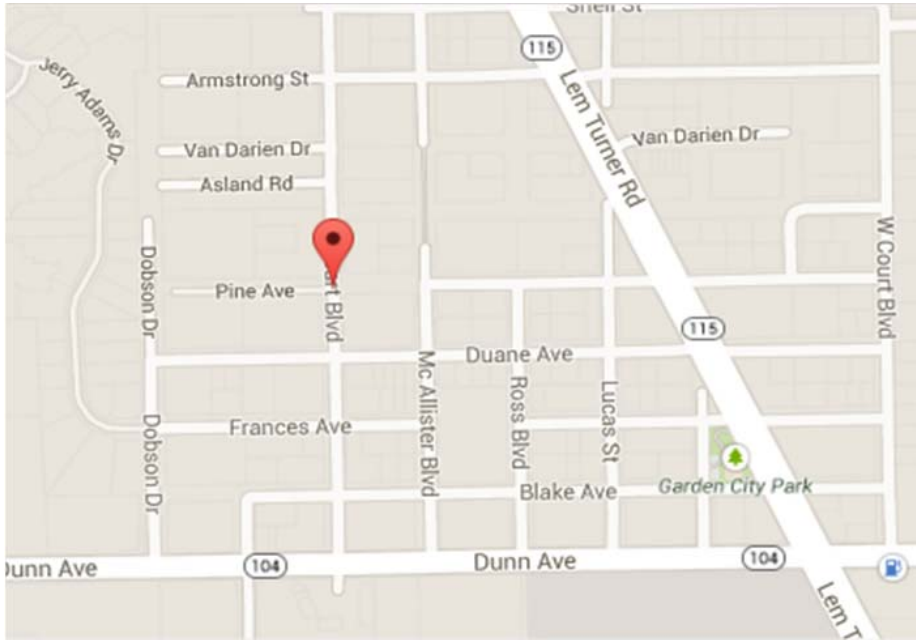
PROJECT START DATE:
February 2015

DISTRICT:
11

PROJECT PHASE:
Construction

PROJECT COMPLETION DATE:
August 2015

PROJECT NUMBER:
PW0771 01



Project Description:

This project corrects drainage deficiencies that flood areas of this neighborhood with each rain event. The area is drained using a ditch system. Over the years, many of the driveway culverts have failed, been installed at incorrect elevations, and the ditch systems have lost the grade required to adequately drain. This project will restore the drainage system. Project design was funded in FY 14.

Operating Budget Impact:

There will be a limited decrease in operating expenses to maintain this drainage area. Correcting the drainage will result in a decrease in CARE tickets. This will permit maintenance crews to attend to other demands for their service.

<u>Expenditures by Funding Source</u>	<u>Prior Yrs</u>	<u>FY 14-15</u>	<u>FY 15-16</u>	<u>FY 16-17</u>	<u>FY 17-18</u>	<u>FY 18-19</u>	<u>Beyond 5th</u>	<u>Total Est Cost</u>
	<u>Funding</u>							
Banking Fund / Debt Proceeds		37,082	202,000					239,082
Pay-Go								-
Interest Earnings								-
Transfer Between Projects								-
Special Revenue Account								-
Grant / Trust Fund								-
TOTAL		\$ 37,082	\$ 202,000	\$ -	\$ -	\$ -	\$ -	\$ 239,082

PROJECT TITLE:
Knights Lane and Sam Road
Intersection Drainage Improvements

DEPARTMENT:
Public Works

PROGRAM:
Drainage

CIE REQUIREMENT:
No

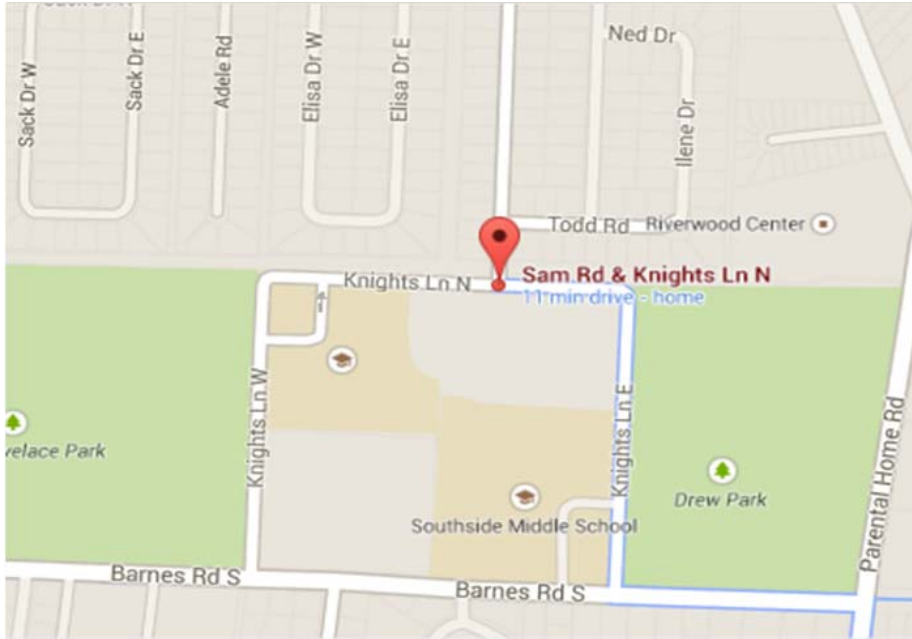
PROJECT START DATE:
January 2014

DISTRICT:
4

PROJECT PHASE:
Construction

PROJECT COMPLETION DATE:
July 2015

PROJECT NUMBER:
PW0772 01



Project Description:
This intersection's drainage was damaged by TS Debby. Ensuing coordination with FEMA and the NRCS resulted in no authorization for funding reimbursement. The drainage system is undersized resulting in localized flooding with each rain event. TS Debby washed out a section of ditch lining, caused the drainage outfall to deteriorate, washed out a section of sidewalk and curbing, and damaged the ditch fence. Temporary sidewalk repairs have been made. There are several washouts under sidewalks that will require removal and replacement of the sidewalk to provide a safe sidewalk. This project will restore failed infrastructure elements and improve the intersection's drainage. Project has been assigned to the area design/build team. Plan design has not been funded.

Operating Budget Impact:
There will be a limited decrease in operating expenses to maintain this drainage area. Correcting the drainage will result in a decrease in CARE tickets. This will permit maintenance crews to attend to other demands for their service.

<u>Expenditures by Funding Source</u>	<u>Prior Yrs Funding</u>	<u>FY 14-15</u>	<u>FY 15-16</u>	<u>FY 16-17</u>	<u>FY 17-18</u>	<u>FY 18-19</u>	<u>Beyond 5th</u>	<u>Total Est Cost</u>
Banking Fund / Debt Proceeds			400,000					400,000
Pay-Go								-
Interest Earnings								-
Transfer Between Projects								-
Special Revenue Account								-
Grant / Trust Fund								-
TOTAL	\$ -	\$ -	\$ 400,000	\$ -	\$ -	\$ -	\$ -	\$ 400,000

PROJECT TITLE:
Margate Drive Drainage
Improvements

DEPARTMENT:
Public Works

PROGRAM:
Drainage

CIE REQUIREMENT:
No

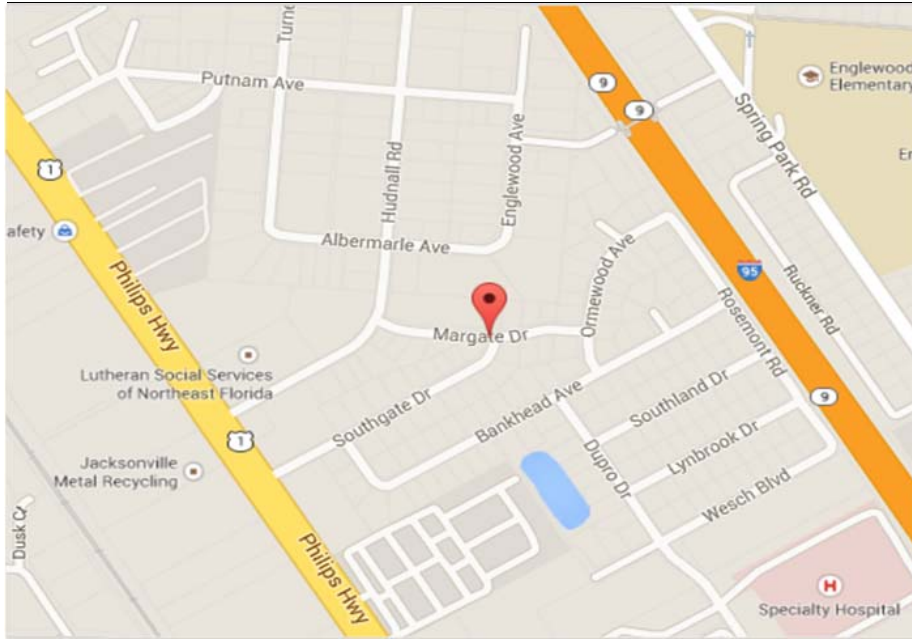
PROJECT START DATE:
November 2014

DISTRICT:
4

PROJECT PHASE:
Construction

PROJECT COMPLETION DATE:
May 2015

PROJECT NUMBER:
PW0773 01



Project Description:
This project corrects drainage problems Margate Drive and includes drainage improvements on Southgate Drive. Construction will provide new Miami curb on Margate, reconstruct curb inlets and upsize the Southgate outfall pipe as well as improve the drainage for that street. The expanded drainage system will connect to an existing downstream system. Design was funded in FY 14.

Operating Budget Impact:
There will be a limited decrease in operating expenses to maintain this drainage area. Correcting the drainage will result in a decrease in CARE tickets. This will permit maintenance crews to attend to other demands for their service.

<u>Expenditures by Funding Source</u>	<u>Prior Yrs Funding</u>	<u>FY 14-15</u>	<u>FY 15-16</u>	<u>FY 16-17</u>	<u>FY 17-18</u>	<u>FY 18-19</u>	<u>Beyond 5th</u>	<u>Total Est Cost</u>
Banking Fund / Debt Proceeds		24,000	205,000					229,000
Pay-Go								-
Interest Earnings								-
Transfer Between Projects								-
Special Revenue Account								-
Grant / Trust Fund								-
TOTAL		\$ 24,000	\$ 205,000	\$ -	\$ -	\$ -	\$ -	\$ 229,000

PROJECT TITLE:
Nolan Street Drainage
Improvements

DEPARTMENT:
Public Works

PROGRAM:
Drainage

CIE REQUIREMENT:
No

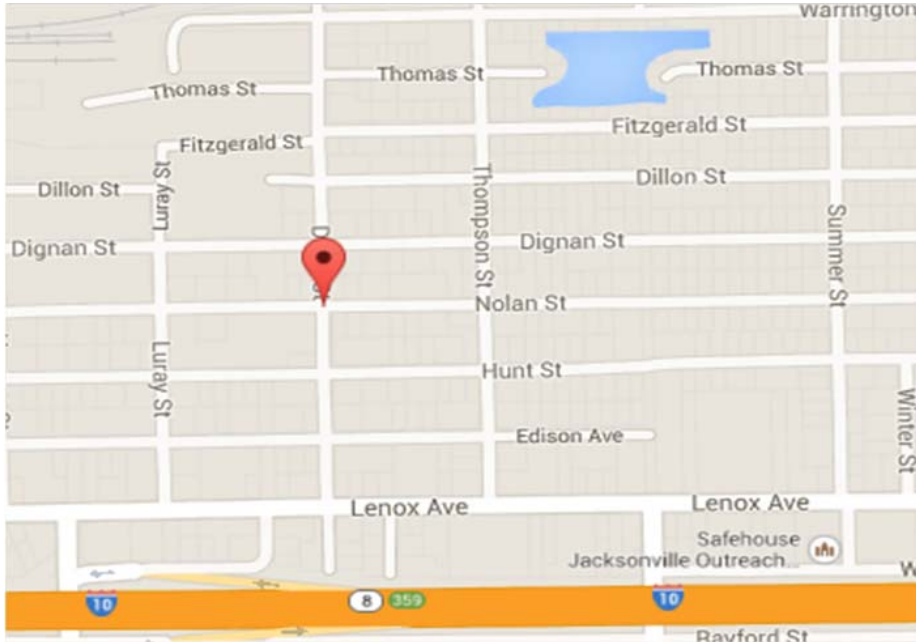
PROJECT START DATE:
January 2015

DISTRICT:
9

PROJECT PHASE:
Construction

PROJECT COMPLETION DATE:
July 2015

PROJECT NUMBER:
PW0774 01



Project Description:

This project improves drainage for Nolan Street and Shearer Avenue. The current system is a combination of ditches and pipes. The pipes are undersized and are too shallow to permit proper drainage. The project corrects the drainline elevations and will provide adequate drainage for these streets and also provide drainage relief for upstream areas that drain through this system. Project design was funded in FY 14.

Operating Budget Impact:

There will be a limited decrease in operating expenses to maintain this drainage area. Correcting the drainage will result in a decrease in CARE tickets. This will permit maintenance crews to attend to other demands for their service.

<u>Expenditures by Funding Source</u>	<u>Prior Yrs Funding</u>	<u>FY 14-15</u>	<u>FY 15-16</u>	<u>FY 16-17</u>	<u>FY 17-18</u>	<u>FY 18-19</u>	<u>Beyond 5th</u>	<u>Total Est Cost</u>
Banking Fund / Debt Proceeds		29,622	208,000					237,622
Pay-Go								-
Interest Earnings								-
Transfer Between Projects								-
Special Revenue Account								-
Grant / Trust Fund								-
TOTAL		\$ 29,622	\$ 208,000	\$ -	\$ -	\$ -	\$ -	\$ 237,622

PROJECT TITLE:
Reed Street Drainage
Improvements

DEPARTMENT:
Public Works

PROGRAM:
Drainage

CIE REQUIREMENT:
No

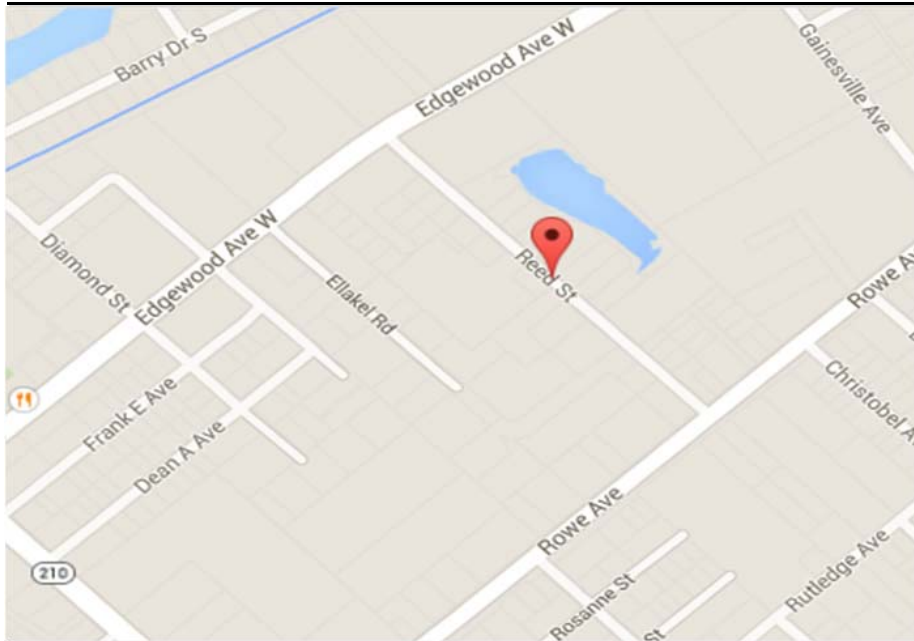
PROJECT START DATE:
November 2014

DISTRICT:
8

PROJECT PHASE:
Construction

PROJECT COMPLETION DATE:
May 2015

PROJECT NUMBER:
PW0775 01



Project Description:
This project corrects drainage issues along Reed Street that tend to flood several garages and otherwise cause localized flooding along the road. The system currently drains to Edgewood Avenue (FDOT highway), but through a n undersized ditch connection. Additionally, the Reed Street pond, owned by the City, lacks any formal control structure. It floods the Reed Street resident's back yards. This project is complicated in that there are wetlands involved which elevates the difficulty in obtaining a St Johns River Water Management District permit. Also, The FDOT is presenting a difficult permit requirement based on the original drainage system design that dates back to the 50's when Edgewood Avenue was constructed. Ultimately, the plan is to control the elevation of the Reed Street pond and improve drainage on Reed Street.

Operating Budget Impact:
There will be a limited decrease in operating expenses to maintain this drainage area. Correcting the drainage will result in a decrease in CARE tickets. This will permit maintenance crews to attend to other demands for their service.

<u>Expenditures by Funding Source</u>	<u>Prior Yrs Funding</u>	<u>FY 14-15</u>	<u>FY 15-16</u>	<u>FY 16-17</u>	<u>FY 17-18</u>	<u>FY 18-19</u>	<u>Beyond 5th</u>	<u>Total Est Cost</u>
Banking Fund / Debt Proceeds		29,855	327,500					357,355
Pay-Go								-
Interest Earnings								-
Transfer Between Projects								-
Special Revenue Account								-
Grant / Trust Fund								-
TOTAL		\$ 29,855	\$ 327,500	\$ -	\$ -	\$ -	\$ -	\$ 357,355

PROJECT TITLE:
Country Creek Drainage

DEPARTMENT:
Public Works

PROGRAM:
Drainage

CIE REQUIREMENT:
No

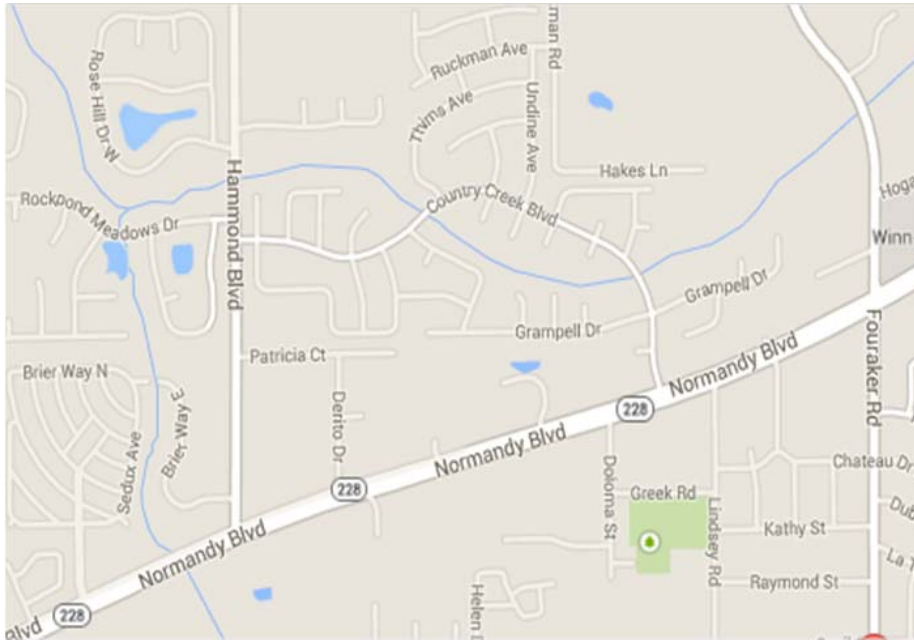
PROJECT START DATE:
October 2008

DISTRICT:
12

PROJECT PHASE:
Design/Construction

PROJECT COMPLETION DATE:
September 2016

PROJECT NUMBER:
PW0687 01



Project Description:
This drainage system rehabilitation project includes a drainage study, design plans, permitting, right of way acquisition and construction of construct drainage improvements for flood reduction along Country Creek from Hammond Boulevard to Fouraker Road.

Operating Budget Impact:
The project will provide a reduction in ongoing maintenance (operational) expenses and elimination of potential liability to the City.

<u>Expenditures by Funding Source</u>	<u>Prior Yrs</u>	<u>FY 14-15</u>	<u>FY 15-16</u>	<u>FY 16-17</u>	<u>FY 17-18</u>	<u>FY 18-19</u>	<u>Beyond 5th</u>	<u>Total Est Cost</u>
Banking Fund / Debt Proceeds	2,250,000			3,400,000				5,650,000
Pay-Go	350,726							350,726
Interest Earnings								-
Transfer Between Projects								-
Contribution from Private Source								-
Grant / Trust Fund								-
TOTAL	\$ 2,600,726	\$ -	\$ -	\$ 3,400,000	\$ -	\$ -	\$ -	\$ 6,000,726

PROJECT TITLE:
Crystal Springs Area Drainage

DEPARTMENT:
Public Works

PROGRAM:
Drainage

CIE REQUIREMENT:
No

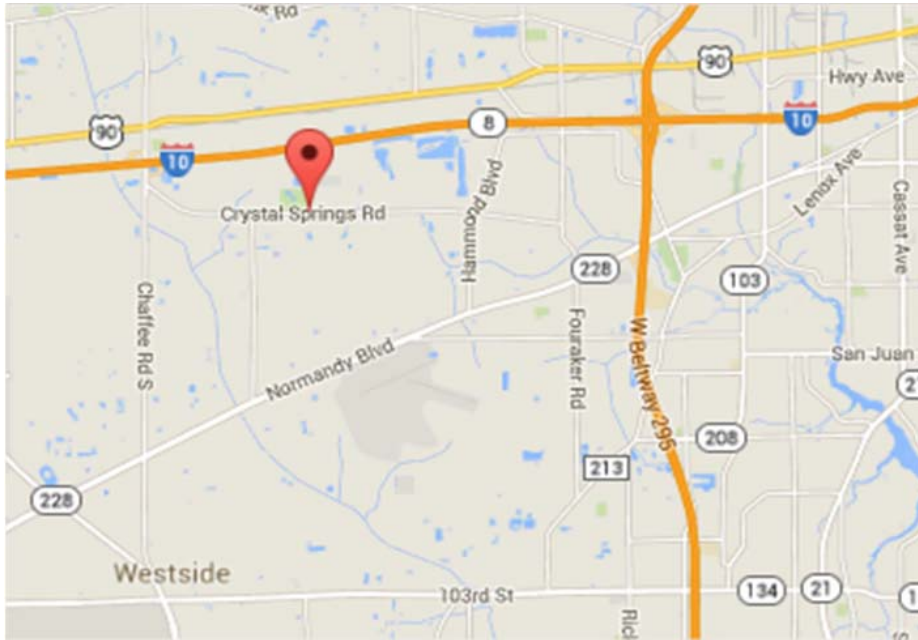
PROJECT START DATE:
October 2009

DISTRICT:
12

PROJECT PHASE:
Construction

PROJECT COMPLETION DATE:
September 2015

PROJECT NUMBER:
PW0382 02



Project Description:

The project is to replace the existing culvert which is undersized resulting in extensive flooding upstream as the storm water stages up. During heavy rainfall events the intersections and surrounding property flood. Design was completed April 2013 and construction will begin in 2014.

Operating Budget Impact:

The project will provide a reduction in ongoing maintenance (operational) expenses and elimination of potential liability to the City.

<u>Expenditures by Funding Source</u>	<u>Prior Yrs</u>	<u>FY 14-15</u>	<u>FY 15-16</u>	<u>FY 16-17</u>	<u>FY 17-18</u>	<u>FY 18-19</u>	<u>Beyond 5th</u>	<u>Total Est Cost</u>
Banking Fund / Debt Proceeds	1,575,000	2,700,000						4,275,000
Pay-Go	225,000							225,000
Interest Earnings								-
Transfer Between Projects								-
Contribution from Private Source								-
Grant / Trust Fund								-
TOTAL	\$ 1,800,000	\$ 2,700,000	\$ -	\$ -	\$ -	\$ -	\$ -	\$ 4,500,000

PROJECT TITLE:
Lower Eastside Drainage - Phase III

DEPARTMENT:
Public Works

PROGRAM:
Drainage

CIE REQUIREMENT:
No

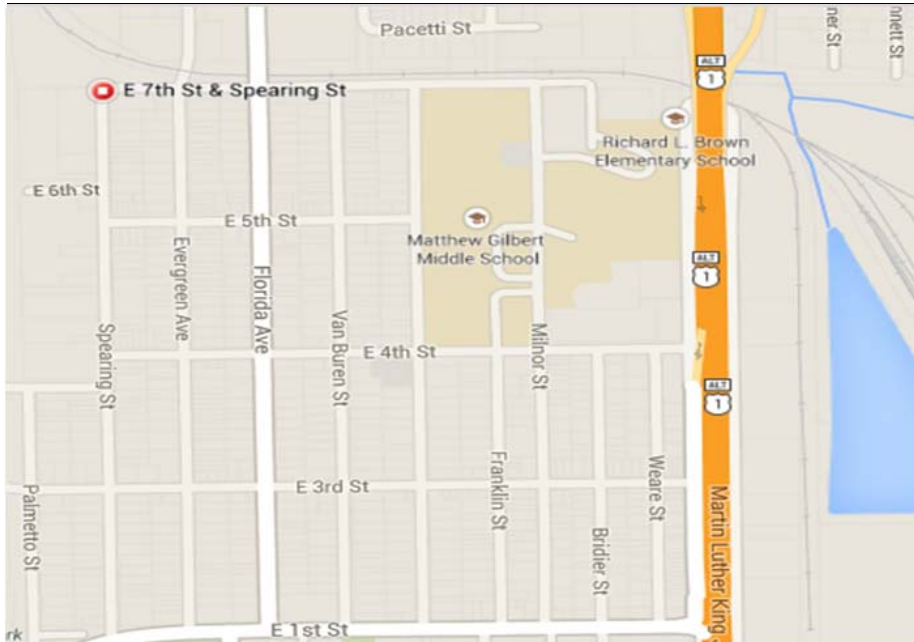
PROJECT START DATE:

DISTRICT:
7

PROJECT PHASE:
Design/Construction

PROJECT COMPLETION DATE:
September 2016

PROJECT NUMBER:
PW0020 01



Project Description:
Project includes the design, permitting, right of way acquisition and construction of drainage improvements for flood reduction in the area bounded by Spearing Street on the west, 7th Street on the north, Martin Luther King Drive on the east, and 1st Street on the south. During phase three, the remaining Lower Eastside neighborhood's collection system will be addressed. Previous appropriations include \$4,574,000 in FY 11 and \$1,346,314 in FY 12.

Operating Budget Impact:
The project will provide a reduction in ongoing maintenance (operational) expenses and elimination of potential liability to the City.

<u>Expenditures by Funding Source</u>	<u>Prior Yrs</u>	<u>FY 14-15</u>	<u>FY 15-16</u>	<u>FY 16-17</u>	<u>FY 17-18</u>	<u>FY 18-19</u>	<u>Beyond 5th</u>	<u>Total Est Cost</u>
	<u>Funding</u>							
Banking Fund / Debt Proceeds	3,365,460							3,365,460
Pay-Go	500,000			726,000				1,226,000
Interest Earnings								-
Transfer Between Projects								-
Contribution from Private Source								-
Grant / Trust Fund								-
TOTAL	\$ 3,865,460	\$ -	\$ -	\$ 726,000	\$ -	\$ -	\$ -	\$ 4,591,460

PROJECT TITLE:
Messer Area Drainage

DEPARTMENT:
Public Works

PROGRAM:
Drainage

CIE REQUIREMENT:
No

PROJECT START DATE:

DISTRICT:
8

PROJECT PHASE:
Design/Construction

PROJECT COMPLETION DATE:
September 2016

PROJECT NUMBER:
PW0709 01



Project Description:
Project includes a drainage study, design plans, permitting, right of way acquisition and construction of drainage improvements for flood reduction in the residential neighborhoods along Messer Road, north of Garden Street.

Operating Budget Impact:
The project will provide a reduction in ongoing maintenance (operational) expenses and elimination of potential liability to the City.

<u>Expenditures by Funding Source</u>	<u>Prior Yrs</u>	<u>FY 14-15</u>	<u>FY 15-16</u>	<u>FY 16-17</u>	<u>FY 17-18</u>	<u>FY 18-19</u>	<u>Beyond 5th</u>	<u>Total Est Cost</u>
	<u>Funding</u>							
Banking Fund / Debt Proceeds	2,725,000							2,725,000
Pay-Go	225,000			1,800,000				2,025,000
Interest Earnings								-
Transfer Between Projects								-
Contribution from Private Source								-
Grant / Trust Fund								-
TOTAL	\$ 2,950,000	\$ -	\$ -	\$ 1,800,000	\$ -	\$ -	\$ -	\$ 4,750,000

PROJECT TITLE:
Septic Tank Phase Out

DEPARTMENT:
Public Works

PROGRAM:
Drainage

CIE REQUIREMENT:
No

PROJECT START DATE:
October 2010

DISTRICT:
All

PROJECT PHASE:
Construction

PROJECT COMPLETION DATE:
Ongoing

PROJECT NUMBER:
PW0717 01



Project Description:

Through the Septic Tank Phase Out Program, the city seeks to eliminate septic tanks throughout Jacksonville that adversely impact surface water quality. The City's TMDL Basin Management Action Plan (FDEP Permit) identifies septic tank phase-out as a significant component of the City meeting its permitted requirements

Operating Budget Impact:

There is no impact to the operating budget. The sanitary sewer systems that will be utilized (constructed) to eliminate the septic tanks will become the Jacksonville Electric Authority's responsibility.

<u>Expenditures by Funding Source</u>	<u>Prior Yrs</u>							<u>Total Est Cost</u>
	<u>Funding</u>	<u>FY 14-15</u>	<u>FY 15-16</u>	<u>FY 16-17</u>	<u>FY 17-18</u>	<u>FY 18-19</u>	<u>Beyond 5th</u>	
Banking Fund / Debt Proceeds	3,478,247							3,478,247
Pay-Go	6,917,862		3,000,000	3,000,000	3,000,000	3,000,000		18,917,862
Interest Earnings								-
Transfer Between Projects								-
Contribution from Private Source								-
Grant / Trust Fund								-
TOTAL	\$ 10,396,109	\$ -	\$ 3,000,000	\$ 3,000,000	\$ 3,000,000	\$ 3,000,000	\$ -	\$ 22,396,109

PROJECT TITLE:
New Stormwater Improvements

DEPARTMENT:
Public Works

PROGRAM:
Drainage

CIE REQUIREMENT:
No

PROJECT START DATE:
Januaey 2015

DISTRICT:
All

PROJECT PHASE:
Design

PROJECT COMPLETION DATE:
Septemebr 2018

PROJECT NUMBER:
PW0740 02



Project Description:

This allocation will fund new stormwater drainage improvement projects which focus on flood control (quantity) and water treatment improvements (quality). The City's Master Stormwater Management Plan has identified 35 potential drainage improvement projects that are being studied in order to prioritize the projects for implementation. A recommended projects list will be presented to City Council for approval.

Operating Budget Impact:

Project will provide a reduction in ongoing maintenance (operational) expenses and elimination of potential liability to the City.

<u>Expenditures by Funding Source</u>	<u>Prior Yrs Funding</u>	<u>FY 14-15</u>	<u>FY 15-16</u>	<u>FY 16-17</u>	<u>FY 17-18</u>	<u>FY 18-19</u>	<u>Beyond 5th</u>	<u>Total Est Cost</u>
Banking Fund / Debt Proceeds		2,500,000	5,000,000	5,000,000	2,500,000			15,000,000
Pay-Go								-
Interest Earnings								-
Transfer Between Projects								-
Contribution from Private Source								-
Grant / Trust Fund								-
TOTAL		\$ -	\$ 2,500,000	\$ 5,000,000	\$ 5,000,000	\$ 2,500,000	\$ -	\$ 15,000,000

PROJECT TITLE:
LaSalle Street Outfall

DEPARTMENT:
Public Works

PROGRAM:
Drainage

CIE REQUIREMENT:
No

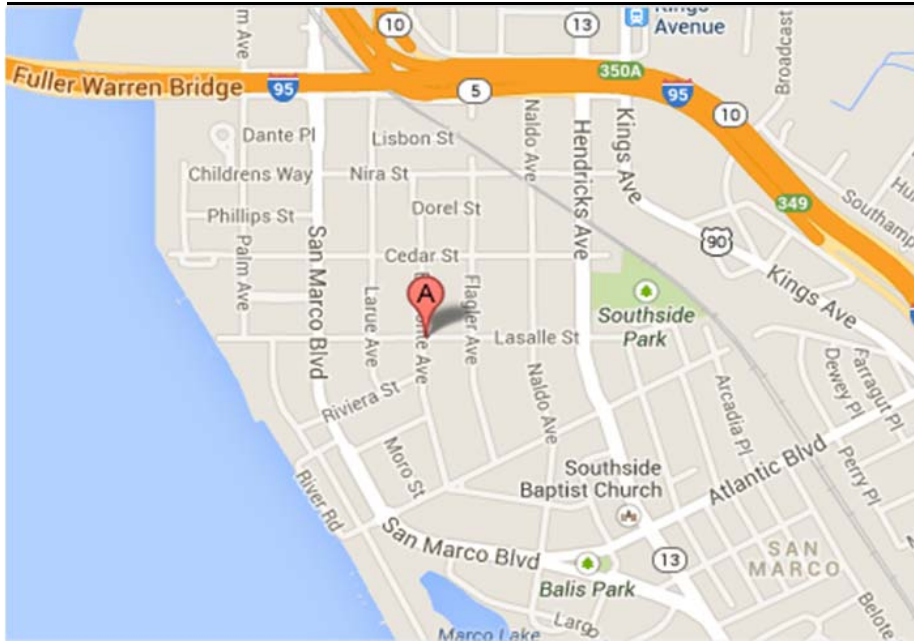
PROJECT START DATE:
October 2009

DISTRICT:
5

PROJECT PHASE:
Design

PROJECT COMPLETION DATE:
October 2018

PROJECT NUMBER:
PW0708 01



Project Description:
Project will provide drainage improvements in the San Marco Area to alleviate roadway flooding caused by heavy rainfall and high tides.

Operating Budget Impact:
There is no impact to the operating budget.

<u>Expenditures by Funding Source</u>	<u>Prior Yrs</u>							<u>Total Est Cost</u>
	<u>Funding</u>	<u>FY 14-15</u>	<u>FY 15-16</u>	<u>FY 16-17</u>	<u>FY 17-18</u>	<u>FY 18-19</u>	<u>Beyond 5th</u>	
Banking Fund / Debt Proceeds	50,000	2,000,000	2,000,000	2,000,000	1,000,000			7,050,000
Pay-Go								-
Interest Earnings								-
Transfer Between Projects								-
Contribution from Private Source								-
Grant / Trust Fund								-
TOTAL	\$ 50,000	\$ 2,000,000	\$ 2,000,000	\$ 2,000,000	\$ 1,000,000	\$ -	\$ -	\$ 7,050,000

PROJECT TITLE:
Red Bay Sediment Basin Dredging

DEPARTMENT:
Public Works

PROGRAM:
Drainage

CIE REQUIREMENT:
No

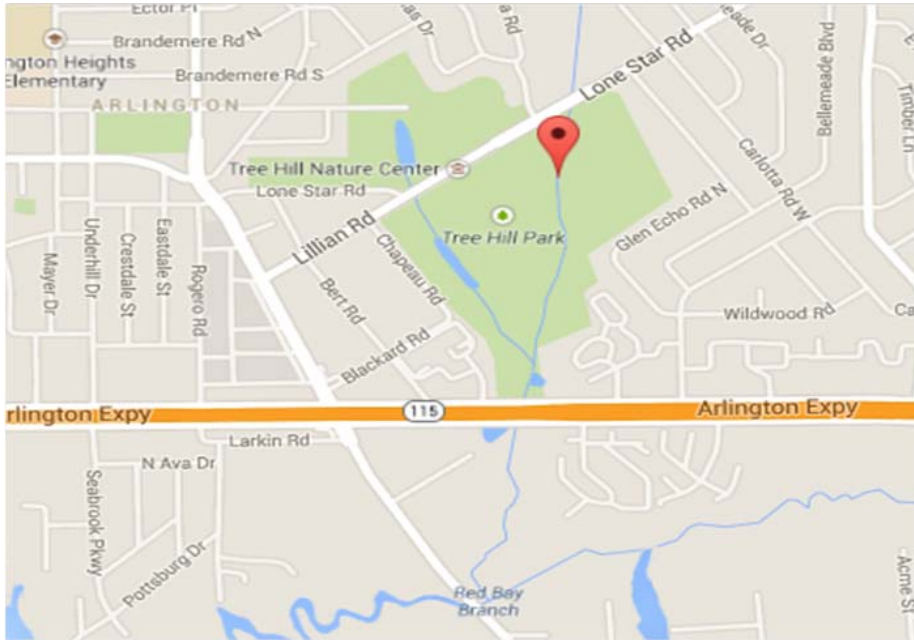
PROJECT START DATE:
October 2014

DISTRICT:
1

PROJECT PHASE:
Construction

PROJECT COMPLETION DATE:
December 2015

PROJECT NUMBER:
PW0767 01



Project Description:

Project includes the maintenance and dredging of one of our Stormwater Management Facilities (pond) that collects sediments from our drainage system upstream of Red Bay Branch to reduce the transport of sediments into the natural Red Bay Branch system.

Operating Budget Impact:

There is no increase to the operating budget. The city currently has maintains this area.

<u>Expenditures by Funding Source</u>	<u>Prior Yrs Funding</u>	<u>FY 14-15</u>	<u>FY 15-16</u>	<u>FY 16-17</u>	<u>FY 17-18</u>	<u>FY 18-19</u>	<u>Beyond 5th</u>	<u>Total Est Cost</u>
Banking Fund / Debt Proceeds		544,500						544,500
Pay-Go								-
Interest Earnings								-
Transfer Between Projects								-
Contribution from Private Source								-
Grant / Trust Fund								-
TOTAL	\$ -	\$ 544,500	\$ -	\$ -	\$ -	\$ -	\$ -	\$ 544,500

PROJECT TITLE:
Solid Waste - CNG Conversion

DEPARTMENT:
Public Works

PROGRAM:
Government Facilities

CIE REQUIREMENT:
No

PROJECT START DATE:
August 2014

DISTRICT:
3

PROJECT PHASE:
Design/Construction

PROJECT COMPLETION DATE:
August 2015

PROJECT NUMBER:
SW0001 02



Project Description:
The East and North Landfills are both in the last years of the EPA/FDEP required Title V Air Monitoring Program. After the sites are removed from the program, methane gas will still be generated that requires destruction. Currently the Solid Waste Division (SWD) sells the gas to JEA for power generation; however, the system only generates enough gas to keep one of the four engines operable. Additionally the pump system at North is in need of critical upgrades to be able to operate. Conversion of the landfill methane gas system to a compressed natural gas system will allow SWD to convert seven diesel recycle trucks to single stream CNG recycle trucks to save approximately \$400,000 dollars per year in diesel fuel costs and double the revenue from the \$41.07 per ton the City gets for the curbside recycle program. The use of compressed natural gas from the landfill saves costs for the required monitoring of the closed landfills, saves fuel costs and doubles the revenue the City receives from the recycle program.

Operating Budget Impact:
Reduction of fuel costs by \$400,000/year, reduction of the O&M cost for the landfill gas monitoring contract by \$148,000/year and the increase in revenue from the recycle program of \$124,000/year to \$249,000/year for the City Service Area. Additional revenue would be from the sale of the excess CNG gas since the total produced is more than needed.

<u>Expenditures by Funding Source</u>	<u>Prior Yrs</u>	<u>FY 14-15</u>	<u>FY 15-16</u>	<u>FY 16-17</u>	<u>FY 17-18</u>	<u>FY 18-19</u>	<u>Beyond 5th</u>	<u>Total Est Cost</u>
Banking Fund / Debt Proceeds	5,406,000	6,677,000						12,083,000
Pay-Go								-
Interest Earnings								-
Transfer Between Projects								-
Contribution from Private Source								-
Grant / Trust Fund								-
TOTAL	\$ 5,406,000	\$ 6,677,000	\$ -	\$ -	\$ -	\$ -	\$ -	\$ 12,083,000

PROJECT TITLE:
Trail Ridge Landfill Expansion

DEPARTMENT:
Public Works

PROGRAM:
Government Facilities

CIE REQUIREMENT:
No

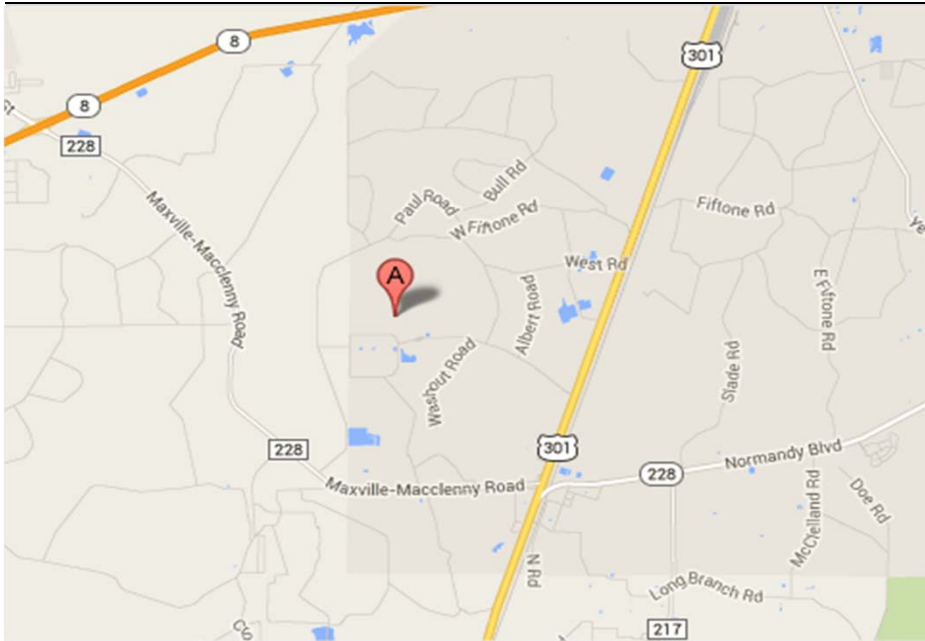
PROJECT START DATE:
October 2015

DISTRICT:
11

PROJECT PHASE:
Design/Construction

PROJECT COMPLETION DATE:
September 2017

PROJECT NUMBER:
SW0005 06



Project Description:
Trail Ridge Landfill has only 5 years of air space left for the disposal of solid waste. The site has approximately 977 acres of which 400 acres are occupied by the existing landfill footprint and supporting infrastructure. The remaining 577 acres is located to the north of the current disposal hill. The landfill expansion into this area will provide landfill capacity to Duval County residents at the current lowest feasible disposal cost for approximately 25-30 years of capacity. The expansion of the existing hill to the north into the first four disposal units along the north face of the current hill will capture a "valley" and provide \$150 million in new revenue to the City for the first 15 years of operations.

Operating Budget Impact:
Little change is anticipated since the cost of disposal operations is based on the tonnage received at the landfill. The landfill has a permitted capacity of 5,000 tons per day but only does 2,500-3,000 tons per day. Increased recycling efforts will cause tonnages to drop but preliminary estimates based on the new recycling process for residential haulers is +/- 10%.

<u>Expenditures by Funding Source</u>	<u>Prior Yrs Funding</u>	<u>FY 14-15</u>	<u>FY 15-16</u>	<u>FY 16-17</u>	<u>FY 17-18</u>	<u>FY 18-19</u>	<u>Beyond 5th</u>	<u>Total Est Cost</u>
Banking Fund / Debt Proceeds		43,000,000						44,333,283
Pay-Go								-
Interest Earnings								-
Transfer Between Projects								-
Contribution from Private Source								-
Grant / Trust Fund								-
TOTAL		\$ - \$ 43,000,000	\$ -	\$ -	\$ -	\$ -	\$ -	\$ 44,333,283

PROJECT TITLE:
JIA North Access Road

DEPARTMENT:
Office of Economic Development

PROGRAM:
Roads / Infrastructure /
Transportation

CIE REQUIREMENT:
Yes

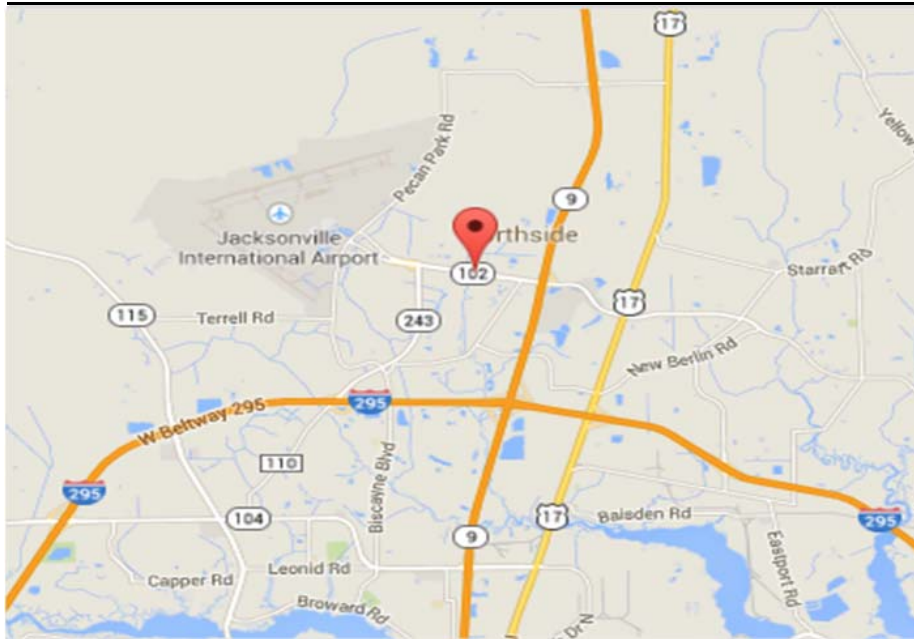
PROJECT START DATE:
October 2014

DISTRICT:
11

PROJECT PHASE:
Construction

PROJECT COMPLETION DATE:
September 2015

PROJECT NUMBER:
PW0766 01



Project Description:
This project encompasses two smaller projects:

The construction of a new connecting roadway between State Road 102 (Airport Road) and Pecan Park Road. This proposed road is a four-lane, divided facility with a curb and gutter median, flush shoulders and sidewalks.

The second portion is the reconstruction of Pecan Park Road to a four-lane, divided, curb and gutter roadway with bike lanes and sidewalks from Interstate 95 to the west of the intersection with the JIA North Access Road. This also includes improvements or various ramps at the interchange of Interstate 95 and Pecan Park Road to improve the operations of the interchange.

Operating Budget Impact:
There is no anticipated impact at this time.

<u>Expenditures by Funding Source</u>	<u>Prior Yrs Funding</u>	<u>FY 14-15</u>	<u>FY 15-16</u>	<u>FY 16-17</u>	<u>FY 17-18</u>	<u>FY 18-19</u>	<u>Beyond 5th</u>	<u>Total Est Cost</u>
Banking Fund / Debt Proceeds								-
Pay-Go		3,400,000						3,400,000
Interest Earnings								-
Transfer Between Projects								-
Contribution from Private Source								-
Grant / Trust Fund								-
TOTAL		\$ -	\$ 3,400,000	\$ -	\$ -	\$ -	\$ -	\$ 3,400,000

UNFUNDED REQUESTED CAPITAL IMPROVEMENT PROJECTS

Proposed FY 2015 - 2019 Unfunded Requested Projects

Dept.	Program Area	Project	Previous Appropriation	FY15	FY16	FY17	FY18	FY19	Beyond 5th Yr	Total Expenditures
FR	Public Safety	New Fire Station #61		3,314,000						3,314,000
FR	Public Safety	New Fire Station #63		3,314,000						3,314,000
FR	Public Safety	EPD Homeland Security Warehouse		1,000,000						1,000,000
PL	Public Facility	Automated Dispensers - 24hr Accessibility		930,000						930,000
PL	Public Facility	Beaches Branch - Renovation		995,465	1,059,465					2,054,930
PL	Public Facility	Mandarin Branch - Renovator		400,362	1,715,084					2,115,446
PL	Public Facility	Oceanway Branch Library - Land Purchase		500,000						500,000
RP	Parks	Adolph Wurm Park		225,000						225,000
RP	Parks	Alimacani Park		225,000	1,000,000					1,225,000
RP	Parks	Betz Tiger Point		75,000	300,000				375,000	750,000
RP	Parks	Ed Austin Tennis Facility		250,000					250,000	500,000
RP	Parks	Jim Wingate Preserve		80,000	300,000				380,000	760,000
RP	Parks	Mike McCue Boat Ramp Bulkhead		300,000					300,000	600,000
PW	Government Facility	City Hall - Chilled Water Pump Replacement		100,000						100,000
PW	Government Facility	Countywide Duct Cleaning		250,000						250,000
PW	Government Facility	Countywide Painting		100,000						100,000
PW	Government Facility	Countywide Carpeting		150,000						150,000
PW	Government Facility	Ed Ball - Rebuild AHUs		100,000	100,000	100,000	100,000	100,000		500,000
PW	Government Facility	EOC - Replace all VAV Boxes		40,000	40,000	40,000	40,000	40,000		200,000
PW	Government Facility	Fleet Management - Installation of Emergency Diesel Generator		565,630						565,630
PW	Government Facility	Fleet Management - Phase 3 Renovations		150,000						150,000
PW	Government Facility	Fleet Management - Phase 2 Renovations		250,000						250,000
PW	Government Facility	Fleet Management Parking Lot Resurfacing		700,000						700,000
PW	Government Facility	Yates - Replace VAV Boxes		35,000	35,000	35,000	35,000	35,000		175,000
PW	Government Facility	Yates - Replace MAU		150,000						150,000
PW	Public Facility	Central Health Plaza - Chiller Replacement		275,000						275,000
PW	Public Facility	Main Library - RCx Repairs		350,000						350,000
PW	Public Facility	Central Health Parking Lot		175,000						175,000
PW	Public Facility	Wallace Small Senior Center Renovator		270,000						270,000
PW	Public Safety	PMB - AHUs Replacement		150,000	150,000	150,000	150,000	75,000		675,000
PW	Public Safety	PTDF - Replace AHUs		100,000	100,000	100,000	100,000	100,000		500,000
PW	Public Safety	Community Transition Center - Dorm Lighting		113,400						113,400
PW	Public Safety	Pre-Trial Detention Facility - Dorm Lighting		390,000						390,000
PW	Public Facility	Water Street Garage Enhancements	2,300,000	1,400,000						3,700,000
PW	Roads/Infrastructure/Transportation	Signalization ITS Enhancements	3,500,000	1,000,000						4,500,000
PW	Roads/Infrastructure/Transportation	Main Street Bridge - Light Replacement		100,000						100,000
PW	Roads/Infrastructure/Transportation	8th Street - I95 to Boulevard Landscaping/Tree Planting		1,300,000						1,300,000
PW	Roads/Infrastructure/Transportation	San Pablo Road Bridges Repair	201,000	2,000,000						2,201,000
PW	Roads/Infrastructure/Transportation	Egrets Nest Culvert Repair		870,925						870,925
PW	Roads/Infrastructure/Transportation	Lakeside Drive Bridge Replacement		510,000						510,000
PW	Roads/Infrastructure/Transportation	Townsend Blvd and Merrill Road Intersection Improvements		430,000						430,000
PW	Roads/Infrastructure/Transportation	Old Kings Road Bridge Replacement		510,000						510,000
PW	Roads/Infrastructure/Transportation	Moncrief-Dinsmore Road Bridge Replacement		478,000						478,000
Grand Total			6,001,000	24,621,782	4,799,549	425,000	425,000	350,000	1,305,000	37,927,331

CURRENT CAPITAL IMPROVEMENT PROJECTS GENERAL GOVERNMENT

(For Information Only)

**Capital Improvement Projects Not Lapsed
Balances as of June 30, 2014
For Information Only**

Project Title	All-Years Budget	All-Years Expenditures	Encumbrances	Remaining Budget Balance
103RD ST GO KART TRACK	289,925	282,671	-	7,254
11TH ST., 12TH ST., VENUE ST., CONNECTOR	3,400,000	810,167	37,085	2,552,747
9A REGIONAL PARK	55,000	-	-	55,000
9A/BAYMEADOWS	8,819,140	7,819,140	-	1,000,000
ACQUIRING/PRESERVING LAND	1,390,855	67,147	48,379	1,275,328
ADA COMPLIANCE	3,207,000	511,621	134,329	2,561,050
ADA COMPLIANCE WITHIN PARKS/UPGRADE PARK	5,016,461	3,851,191	510,204	655,066
ADMINISTRATIVE EXPENSES	491,322	-	-	491,322
AFRICAN/AMERICAN LIFE & HISTORY (ASALH)	49,586	9,586	-	40,000
AIRPORT ROAD	300,000	262,025	57	37,918
ALBERT'S FIELD	35,000	19,634	-	15,366
ALIMACANI BOAT RAMP	797,420	337,729	-	459,692
ALIMACANI ELEMENTARY	341,972	338,381	-	3,591
ALTA DRIVE	2,000	1,841	-	159
ALTA/YELLOW BLUFF	6,141,075	2,011,877	825,098	3,304,100
AMERICAN RED CROSS	100,000	99,805	-	195
ANIMAL CARE & CONTROL PROGRAMS	485,873	485,627	-	246
ANIMAL CONTROL CENTER - NEW	16,548,220	16,274,902	-	273,318
ANIMAL CONTROL SHELTER IMPROVEMENTS	864,296	864,286	-	10
APACHE AVE (FROM VERONA TO BALTIC)	261,000	246,946	-	14,054
ARAPAHOE AVE	199,000	171,884	-	27,116
ARCHIE DICKINSON PARK	576,781	367,805	-	208,976
ARENA	132,483,574	130,185,773	1,566,769	731,032
ARGYLE ATHLETIC ASSOCIATION	2,475	-	-	2,475
ARGYLE FOREST BLVD. AT CHESWICK OAKS	955,133	531,797	-	423,336
ARLINGTON LIONS CLUB PARK	170,840	109,232	37,974	23,634
ARLINGTON ROAD BOAT RAMP	64,894	57,148	-	7,746
ARTS IN PUBLIC PLACES	3,034,758	1,953,356	868,067	213,335
ASBESTOS REMEDIATION & REMOVAL PROGRAM	145,580	143,701	-	1,879
ASBESTOS REMOVAL PROGRAM	547,585	449,303	-	98,282
ATLANTIC BCH LANDSCAPE & BEAUTIFICATION	550,000	488,807	-	61,193
ATLANTIC HIGHLANDS PARK	233,472	133,472	-	100,000
ATLANTIC WEST PUD	1,734,274	-	-	1,734,274
AVENUE B/ZINNIA AVE BOX CULVERT	2,350,000	93,897	8,996	2,247,107

**Capital Improvement Projects Not Lapsed
Balances as of June 30, 2014
For Information Only**

Project Title	All-Years Budget	All-Years Expenditures	Encumbrances	Remaining Budget Balance
BALDWIN RAIL TRAIL	218,470	82,191	-	136,279
BALIS	1,497,226	1,488,656	5,508	3,062
BARCO FIELD PARK	51,110	49,919	668	523
BASEBALL PARK	35,939,904	35,626,833	120,756	192,315
BAY STREET TOWN CENTER	1,866,001	1,446,433	0	419,568
BAYMEADOWS STUDY	900,000	899,970	-	30
BAYOR COR PROPERTY	66,888	64,922	-	1,966
BEACH & PEACH	2,278,460	1,993,910	1,982	282,568
BEACH RENOURISHMENT	850,000	-	-	850,000
BEACH WALKOVER (ATLANTIC BEACH)	48,000	26,717	-	21,283
BEACHES BRANCH LIBRARY	926,000	597,419	260,615	67,966
BELVEDERE STREET PARK	30,605	25,540	-	5,065
BERT MAXWELL BOAT RAMP	437,050	252,564	34,025	150,461
BEVERLY HILLS PARK IMPROVEMENTS	79,031	77,071	-	1,960
BICYLCE MASTER PLAN	399,999	33,520	7,003	359,477
BLUE CYPRESS	2,959,901	2,873,112	-	86,789
BOB HAYES SPORTS COMPLEX	100,000	52,504	-	47,496
BOONE PARK N	492,576	490,549	-	2,027
BRACKLAND STREET (11TH TO 12TH)	235,000	186,907	-	48,093
BRACKRIDGE PARK	254,650	254,620	-	30
BRENTWOOD PARK - 7	278,335	249,286	-	29,049
BRENTWOOD PARK BANDSTAND PROJECT	546,208	542,071	3,832	306
BREWSTER HOSPITAL	1,950,000	1,949,691	-	309
BRICK STREETS - REHAB & RECONSTRUCTION	982,987	771,884	-	211,102
BROWNS EASTSIDE LIBRARY	70,000	68,797	-	1,204
BRUSS COMPANY	400,000	-	-	400,000
BUCK PARK	340,380	164,063	-	176,317
BULLS BAY	150,000	-	-	150,000
BURKE ST. LIME PITS	3,000,000	2,849,603	-	150,397
BURNETT PARK (SUNBEAM)	458,668	452,695	-	5,972
CALEB PARK	68,700	67,066	-	1,634
CAMP MILTON	4,348,502	3,896,036	-	452,466
CARON DR EXT/ST AUGUSTINE TO GREENLAND	2,252,716	619,383	1,465,231	168,102
CARVER INTRN'TL COMMUNITY PK	6,445	6,335	-	110

**Capital Improvement Projects Not Lapsed
Balances as of June 30, 2014
For Information Only**

Project Title	All-Years Budget	All-Years Expenditures	Encumbrances	Remaining Budget Balance
CARVILLE PARK	834,056	831,795	0	2,261
CASTAWAY ISLAND PRESERVE	5,058,401	4,441,656	-	616,745
CDA HODGES AND BEACH	3,091,752	1,141,607	-	1,950,145
CECIL FIELD EQUESTRIAN CENTER DEVELOP	17,563,252	17,561,730	-	1,522
CECIL FIELD RECREATION DEVELOPMENT	7,791,029	7,788,205	1,554	1,270
CECIL FIELD ROADS AND DRAINAGE	27,710,000	25,877,227	1,103,816	728,957
CEDAR HILLS CENTER PARK	114,246	113,719	-	527
CEDAR POINT	625,725	231,617	-	394,108
CEDAR RIVER OUTFALL DRAINAGE	3,765,865	3,765,083	-	782
CENTEX / PULTE	213,529	-	-	213,529
CESERY PARK	124,026	80,703	-	43,323
CHAFFEE RD -NORMANDY/I-10	1,000,000	864,346	88,343	47,311
CHARLES BOOBIE CLARK PARK	1,469,965	1,458,825	573	10,567
CHARLES REESE PARK BOAT RAMP	301,000	212,500	80,785	7,715
CHARLIE JOSEPH SENIOR CENTER	3,990	2,090	30	1,870
CHASE PARK	16,000	2,168	-	13,832
CHILDREN'S WAY / PALM PUMP STATION	3,983,746	3,941,263	-	42,483
CHUCK ROGERS PARK	197,681	194,713	-	2,968
CHUCK ROGERS PARK	923,873	566,382	-	357,490
CISCO GARDENS PARK IMPROVEMENTS	671,000	669,609	-	1,391
CITY COUNCIL CHAMBER IMPROVEMENTS	81,480	80,811	-	669
CLANZEL T BROWN PARK	850,799	850,023	-	776
CLANZEL T. BROWN POOL	336,841	224,923	-	111,918
CLARA WHITE MISSION	115,160	105,160	-	10,000
CLERK OF COURT RECORDS CENTER	1,871,070	1,847,671	-	23,399
CLEVELAND ROAD IMPROVEMENTS	1,661,349	91,454	230,853	1,339,041
COBBLEWOOD PARK	11,336	10,863	-	473
COLLINS RD/BLANDING TO ROOSEVELT	14,720,553	1,883,147	12,538,338	299,069
COMMUNITY CENTER REHABILITATION	6,387,829	6,323,299	7,615	56,915
CONTINGENCY-PARKS	400,000	394,011	-	5,989
COPELAND STREET	390,000	-	-	390,000
CORRECTION'S MEDICAL RECORD SYSTEM	347,375	340,322	2,978	4,075
COUNCIL DIST. 11 - PK ACQUI. / MAINT	216,781	214,894	-	1,887
COUNCIL DIST. 12 PK ACQ./MAINT.	180,891	175,676	-	5,214

**Capital Improvement Projects Not Lapsed
Balances as of June 30, 2014
For Information Only**

Project Title	All-Years Budget	All-Years Expenditures	Encumbrances	Remaining Budget Balance
COUNCIL DIST. 13 - PK ACQ./MAINT	90,266	89,907	-	359
COUNCIL DISTRICT 1	196,266	194,240	-	2,026
COUNCIL DISTRICT 11	39,735	39,685	-	50
COUNCIL DISTRICT 11 - MISCELLANEOUS	517,080	516,828	-	252
COUNCIL DISTRICT 12 - MISCELLANEOUS	376,380	370,588	-	5,792
COUNCIL DISTRICT 14 - MISCELLANEOUS	529,820	520,765	-	9,055
COUNCIL DISTRICT 14 - PK ACQ./MAINT	100,171	91,446	-	8,725
COUNCIL DISTRICT 3 - MISCELLANEOUS	423,373	423,046	-	327
COUNCIL DISTRICT 4 - MISCELLANEOUS	376,846	368,102	-	8,743
COUNCIL DISTRICT 4 - PK ACQ/MAINTENANCE	172,560	159,326	-	13,234
COUNCIL DISTRICT 6 - PK ACQ/MAINTENANCE	44,949	37,321	-	7,627
COUNCIL DISTRICT 7 - MISCELLANEOUS	155,487	154,999	-	488
COUNCIL DISTRICT 7 - PK ACQ/MAINTENANCE	92,410	92,115	-	295
COUNCIL DISTRICT 8	328,624	328,616	-	8
COUNCIL DISTRICT 8 - MISCELLANEOUS	178,952	177,543	-	1,409
COUNCIL DISTRICT 9 - PK ACQ/MAINTENANCE	110,682	77,938	-	32,744
COUNTRY CREEK DRAINAGE	2,600,726	628,826	677,332	1,294,568
COUNTY ROAD	92,520	35,920	(2,900)	59,500
COUNTYWIDE ACCESS WAY CONSTRUCTION	4,718,310	1,778,499	-	2,939,811
COUNTYWIDE DREDGING	611,125	-	-	611,125
COUNTYWIDE ECONOMIC DEVELOPMENT	19,695,213	19,303,000	60,000	332,213
COUNTYWIDE GREENING/HARDSCAPE	500,000	322,020	-	177,980
COUNTYWIDE INTERSECTION IMP,BRIDGE REHAB	30,412,776	29,273,120	342,268	797,387
COUNTYWIDE PARKS	12,957,871	12,302,857	299,079	355,935
COUNTYWIDE RESURFACING	104,250,000	104,169,621	80,378	1
COURTHOUSE-NEW	350,076,581	338,892,570	9,190,873	1,993,138
CRABTREE PARK	79,155	71,410	-	7,745
CRISWELL PARK IMPROVEMENT	399,674	297,977	-	101,697
CRYSTAL SPGS RD PK CONTAMIN'D SOIL REMED	500,000	-	-	500,000
CRYSTAL SPRINGS ELEMENTARY	70,000	50,000	-	20,000
CRYSTAL SPRINGS ROAD PARK	624,205	623,271	-	934
CRYSTAL SPRINGS/CHAFFEE TO CAHOUN	30,432,698	21,061,565	6,330,305	3,040,827
CSX PARK	19,209	19,095	-	114
CSX RR/OLD KINGS RD CROSSING SETTLEMENR	159,196	52,019	-	107,177

**Capital Improvement Projects Not Lapsed
Balances as of June 30, 2014
For Information Only**

Project Title	All-Years Budget	All-Years Expenditures	Encumbrances	Remaining Budget Balance
CUBA HUNTER PARK	4,011,746	3,979,623	224	31,900
CURB & GUTTER PETITIONS	2,000,000	1,920,409	-	79,591
CURB AND GUTTER PETITIONS	781,170	780,086	-	1,083
DALLAS GRAHAM BRANCH LIBRARY	235,434	235,205	-	229
DEERWOOD LAKE	2,768,604	2,770,354	-	(1,750)
DESTINED FOR A CHANGE, INC.	150,000	-	-	150,000
DINSMORE PARK	971,376	969,926	-	1,450
DINSMORE PLAYGROUND	283,919	883	-	283,035
DISTRICT 1 COP FUNDS	435,157	-	-	435,157
DISTRICT 10 COP FUNDS	16,494	-	-	16,494
DISTRICT 11 COP FUNDS	28,448	-	-	28,448
DISTRICT 12 COP FUNDS	4,234	-	-	4,234
DISTRICT 13 BOND FUNDS	2,860	-	-	2,860
DISTRICT 14 COP FUNDS	198,057	-	-	198,057
DISTRICT 3 COP FUNDS	248,423	-	-	248,423
DISTRICT 4 COP FUNDS	228,065	-	-	228,065
DISTRICT 5 COP FUNDS	4,706	-	-	4,706
DISTRICT 7 COP FUNDS	36,453	1,840	-	34,613
DISTRICT 8 COP FUNDS	21,762	-	-	21,762
DISTRICT 9 COP FUNDS	40,370	-	-	40,370
DOE BOY DUMP SITE	2,430,000	-	-	2,430,000
DOWNTOWN DRAINAGE REHABILITATION	1,950,000	1,949,554	-	446
DOWNTOWN ENHANCEMENTS	3,587,989	3,246,019	319,879	22,092
DOWNTOWN ENHANCEMENTS & INFRASTRUCTURE	2,569,619	2,566,667	716	2,236
DRAINAGE	100,000	-	-	100,000
DRAINAGE SYSTEM REHABILITATION	108,081,241	104,028,461	3,046,218	1,006,561
DREW PARK	768,057	767,650	-	407
DRI	4,924,939	2,082,563	-	2,842,376
DUTTON ISLAND	3,363,032	3,315,408	-	47,625
DUVAL COUNTY HEALTH DEPT	440,000	33,029	3,686	403,285
DUVAL RD IMPR BETW AIRPORT CENTER/MAIN	7,327,139	7,362,831	-	(35,692)
DUVAL RD/DUVAL STATION RD	150,000	-	-	150,000
DUVAL STATION OFFICE PARK	1,079,748	-	-	1,079,748
EARL JOHNSON MEM. PK ACQ.	352,202	241,673	35,000	75,530

**Capital Improvement Projects Not Lapsed
Balances as of June 30, 2014
For Information Only**

Project Title	All-Years Budget	All-Years Expenditures	Encumbrances	Remaining Budget Balance
ECON DEV - UNIVERSITY MEDICAL CENTER	13,440	(11,654)	-	25,094
ECOSYSTEM DREDGING	966,375	-	-	966,375
ED AUSTIN-DISTRICT II REGIONAL PARK	3,758,134	3,723,517	14,665	19,952
ED BALL BUILDING	54,023,230	49,707,369	8,791	4,307,070
EDWARD WATERS COLLEGE	3,942,500	3,701,346	-	241,154
EFI BLOUNT ISLAND BERTH 1 UTILITIES	95,000	-	-	95,000
ELLIS PRESERVE	64,009	64,009	-	1
EMERGENCY OPERATIONS CENTER	5,868,225	5,611,882	(0)	256,343
EMERGENCY STORM DEBRIS REMOVAL	283,592	231,203	-	52,389
EMERSON ST	184,150	-	-	184,150
EMMETT REED TENNIS CENTER	1,455,256	1,452,908	-	2,348
ENTERPRISE PARK-NORTH	120,737	73,583	-	47,154
ENVIRONMENTAL COMPLIANCE - COUNTY WIDE	11,750,000	-	-	11,750,000
ENVIRONMENTAL CLEANUP	27,572,699	23,955,480	3,609,034	8,184
EVERBANK FIELD	99,448,437	61,682,559	15,054,303	22,711,576
EXCHANGE ISLAND	115,760	50,629	41,225	23,907
FACILITIES CAPITAL MAINTENANCE-GOV'T	27,043,699	25,752,610	646,462	644,627
FDOT FT GEORGE ISLAND TRAFFIC STUDY	727,316	724,262	-	3,054
FECAL WATER POLLUTION OUTREACH	14,821,824	11,717,167	62,737	3,041,919
FERRY CAP PROJECT	3,312,445	3,184,452	95,371	32,622
FERRY OPERATING GRANTS	562,500	207,639	-	354,861
FIND PROJECTS	144,750	-	-	144,750
FIRE EQUIPMENT	375,000	339,994	-	35,006
FIRE EQUIPMENT/COMCAST SETTLEMENT	604,280	604,278	-	2
FIRE MUSEUM	624,286	61,219	36,034	527,033
FIRE STATION # 14	273,500	272,064	-	1,436
FIRE STATION # 27	100,000	93,463	-	6,537
FIRE STATION # 4	449,183	447,862	-	1,321
FIRE STATION # 62	2,739,250	2,511,267	42,453	185,529
FIRE STATION # 7	60,000	2,369	-	57,631
FIRE STATION #2	318,270	251,461	61,071	5,738
FIRE STATION #25 (REPLACE)	100,000	77,678	-	22,322
FIRE STATION #26 (3 BAY) - REPLACEMENT	2,770,000	2,711,736	-	58,264
FIRE STATION #28	2,770,626	2,757,099	-	13,527

**Capital Improvement Projects Not Lapsed
Balances as of June 30, 2014
For Information Only**

Project Title	All-Years Budget	All-Years Expenditures	Encumbrances	Remaining Budget Balance
FIRE STATION #40 (REPLACE)	3,894,864	3,852,999	9,171	32,694
FIRE STATION 24 (REPLACE)	1,856,934	1,856,187	-	747
FIRE STATION 31 (REPLACE)	2,593,165	2,591,160	-	2,005
FIRE STATION 41 (RENOVATION)	375,714	375,358	-	355
FIRE STATION 47 (REPLACE)	203,904	20,603	-	183,301
FIRE STATION IMPROVEMENTS	256,322	256,279	-	43
FIRE TOWER PARK	138,090	136,590	-	1,500
FIRST COAST HIGH SCHOOL	4,349,689	189,276	1,395	4,159,018
FISHING CREEK	1,261,376	811,376	-	450,000
FISHWEIR PARK IMPROVEMENT	260,027	196,663	-	63,364
FIVE FOR THE FUTURE	2,479,592	2,464,003	-	15,589
FLEET MANAGEMENT	400,000	39,231	117,670	243,099
FLETCHER HIGH SCHOOL	148,500	148,456	-	44
FLETCHER MORGAN PARK	2,442,118	2,440,958	-	1,160
FLETCHER PARK-SAN MARCO	366,423	345,586	-	20,837
FLORIDA C. DWIGHT PARK	71,059	28,825	-	42,234
FOREST VIEW FITNESS CENTER	2,500	2,162	-	338
FORESTVIEW COMMUNITY CENTER	100,000	71,778	-	28,222
FORESTVIEW PARK IMPROVEMENT	177,852	164,129	-	13,723
GAMEWELL TOT LOT	76,770	1,178	-	75,592
GARDNER "NIP" SAMS PARK	1,039,148	1,012,525	26,605	17
GATE PARKWAY	1,751,254	572,290	8,400	1,170,564
GATEWAY PROJECTS	6,296,819	6,183,456	113,060	303
GLEN CREST	1,836,563	-	-	1,836,563
GLYNLEA PARK IMPROVEMENT - 3	215,821	204,763	-	11,058
GOLD MERIT/POPE PLACE	12,250,000	-	-	12,250,000
GRANADA PARK	17,465	16,693	-	772
GRAND PARK	540,832	532,989	-	7,843
GRAND PARK ATHLETIC ASSOCIATION	34,387	26,500	-	7,887
GRAND PARK DRAINAGE	7,343,186	7,336,608	-	6,578
GRANT IMPROVEMENTS - PARKS	338,776	338,526	-	250
GREATER ARLINGTON PLANNING DISTRICT	624,200	-	-	624,200
GREENFIELD ELEMENTARY PLAYGROUND PROJECT	107,661	78,002	-	29,659
GREENLAND PARK	675,545	626,383	-	49,162

**Capital Improvement Projects Not Lapsed
Balances as of June 30, 2014
For Information Only**

Project Title	All-Years Budget	All-Years Expenditures	Encumbrances	Remaining Budget Balance
GREENLAND RD./COASTAL LANE TO US1	15,897,737	13,639,985	766,454	1,491,298
HALDUMAR TERRACE ROAD	326,804	38,090	4,278	284,436
HALF MOON ISLAND PARK	140,400	342	129,819	10,239
HAMILTON STREET DRAINAGE PHASE 2	6,751,100	2,078,123	3,078,426	1,594,551
HAMMOND PARK	766,428	507,873	-	258,555
HARBORVIEW BOAT RAMP	859,569	528,569	-	331,000
HARDSCAPE - COUNTY WIDE	1,000,000	791,251	180,243	28,505
HARTLEY RD/ST. AUGUSTINE TO S.R. 13	11,628,668	3,353,660	8,228,363	46,645
HARTLEY ROAD	576,509	566,226	-	10,283
HARTS RD/BERTHA TO DUNN	5,963,878	5,187,904	446,111	329,862
HARTS ROAD PARK	2,063,058	1,255,854	22,737	784,467
HAVERTY/YMCA BLDG	21,606,103	20,864,064	-	742,039
HELENA STREET PARK	98,000	96,081	-	1,919
HEMMING PLAZA	15,385	12,460	-	2,925
HERITAGE PARK	676,421	663,710	12,372	339
HERSCHEL STREET	417,000	44,934	9,164	362,902
HODGES BLVD SOCCER COMPLEX	3,411,557	3,403,496	-	8,061
HOGAN CREEK GREENWAY	1,003,000	102,898	-	900,102
HOGANS CREEK DRAINAGE	4,350,000	4,072,054	1,829	276,117
HOGAN'S CREEK PUBLIC WORKS	501,295	453,604	-	47,691
HOGPEN CREEK	2,260,623	2,260,657	-	(34)
HOME GARDENS PARK	72,789	50,109	-	22,680
HOMELAND SECURITY BOAT	296,158	295,942	-	216
HUFFMAN BLVD PARK	2,376,451	2,037,904	-	338,547
HUFFMAN BLVD-ALDEN RD/BEACH BLVD	2,900,000	2,838,591	-	61,409
HUGH EDWARDS ROAD DRAINAGE	1,934,401	1,813,980	-	120,420
HUGUENOT BOAT RAMP	20,000	19,821	-	179
HUGUENOT MEMORIAL PARK	110,129	98,192	-	11,936
HUGUENOT MEMORIAL PARK II	1,428,345	1,397,678	-	30,667
HUGUENOT PARK	130,603	34,439	21,555	74,609
HUNTINGTON FOREST PARK	76,122	70,959	-	5,163
HVAC REPLACEMENT & RENOVATIONS	70,811	70,916	-	(106)
HYDE PARK	24,931	24,930	-	1
INTERCOASTAL WATERWAY BOAT RAMP	1,258,429	1,116,687	-	141,742

**Capital Improvement Projects Not Lapsed
Balances as of June 30, 2014
For Information Only**

Project Title	All-Years Budget	All-Years Expenditures	Encumbrances	Remaining Budget Balance
INTERSECTION IMPROVEM'T/BRIDGE/MISC CONS	1,731,091	1,729,710	-	1,381
JACKSONVILLE HEIGHTS ELEM-PLAYGROUND	160,044	156,764	-	3,279
JACKSONVILLE UNIVERSITY	399,886	399,885	-	1
JACKSONVILLE ZOO IMPROVEMENTS	24,123,278	24,028,272	15,191	79,815
JAMES FIELD PARK	274,305	271,520	-	2,785
JARBOE PARK (JAX BEACH)	88,880	84,191	-	4,689
JAX ASH SITE	163,923,602	142,670,540	19,709,416	1,543,646
JAX ASH SITE	11,120,000	7,034,050	12,710	4,073,240
JAX BCH ELEM SCHOOL	95,000	79,695	-	15,305
JAX LEGAL AID, INC	175,000	172,950	-	2,050
JAX-BALDWIN TRAIL DEVELOPMENT	2,324,536	1,530,987	-	793,549
JEFFERSON ST RECONSTRUCT-8TH TO 10TH ST	650,000	493,162	-	156,838
JEFFERSON STREET PARK & POOL	411,913	408,674	-	3,239
JERUSALEM & WHITE AVE. PARK SITE	71,705	71,704	-	1
JOE CARLUCCI BOAT RAMP (SISTER'S CREEK)	546,698	498,795	-	47,902
JOE JAMES CENTER	196,393	96,393	-	100,000
JOHNNIE W WALKER (FKA GRAND PARK)	417,041	359,113	49,975	7,953
JOSEPH LEE CENTER	124,290	-	-	124,290
JSO FIRING RANGE	496,250	128,032	-	368,218
JTA MASS TRANSIT	426,654,819	424,870,865	-	1,783,954
JUPITER STREET (16TH TO 18TH)	515,000	422,332	-	92,669
JUSTINA PARK IMPROVEMENT - 2	174,801	134,801	-	40,000
KERNAN BLV/WIDEN-4 LNS DVD-JTB/MCCORMICK	70,388,079	32,994,049	25,924,739	11,469,291
KERNAN BLVD BETWEEN BEACH/JTB	320,659	-	-	320,659
KERNAN BOULEVARD	450,351	427,099	-	23,252
KIDS KAMPUS	4,594,096	4,593,693	-	403
KJB SPECIALTIES, INC.	640,000	380,000	-	260,000
KLUTHO PARK	216,377	210,958	1,557	3,862
LA SALLE STREET OUTFALL	50,000	3,069	17,389	29,542
LAKE FOREST ELEMENTARY	35,127	-	-	35,127
LAKE LUCINA ELEMENTARY	191,771	191,097	-	673
LAKESHORE	10,345	5,800	-	4,545
LAKESHORE SCHOOL PARK	72,323	72,040	214	69
LANDFILL ACQUISITION, EXPANSION & IMPROV	5,406,000	-	-	5,406,000

**Capital Improvement Projects Not Lapsed
Balances as of June 30, 2014
For Information Only**

Project Title	All-Years Budget	All-Years Expenditures	Encumbrances	Remaining Budget Balance
LANDON PARK (SAN MARCO BLVD)	53,309	52,731	-	578
LANDSCAPING MAIN STREET	972,589	972,196	-	392
LANDSCAPING SR 109/UNIVERSITY BLVD	512,954	512,854	-	100
LANE WILEY SENIOR CTR	1,685	-	-	1,685
LANNIE ROAD PARK	319,361	125,183	-	194,178
LAURA STREET (BAY TO MONROE)	3,023,299	3,020,404	-	2,895
LAVILLA - RECREATION COMPLEX	11,959,009	11,957,238	-	1,771
LAVILLA PROJECT	7,029,362	6,869,521	50,134	109,707
LAVILLA REDEVELOPMENT	311,345	-	-	311,345
LAVILLA/BROOKLYN	12,223,775	7,097,308	3,112,227	2,014,240
LEONARD ABESS PARK (GIRVIN ROAD)	459,013	209,013	-	250,000
LIBRARY SYSTEM TECH. & FURN. UPGRADES	1,064,667	1,060,489	-	4,178
LINCOLN VILLAS	8,430,000	7,953,026	-	476,974
LINCOLN VILLAS SENIOR CENTER	306,176	121,432	142,611	42,134
LITTLE JETTIES PARK LLI GRANT	100,000	99,474	-	526
LOCAL OPTION GAS TAX - SUBFUND LEVEL	-	36,991,554	-	(36,991,554)
LONE STAR RD	509,562	499,829	-	9,733
LONNIE MILLER REGIONAL PARK	200,000	-	-	200,000
LONNIE WURN RAMP PHASE II	387,194	387,020	-	173
LOSCO PARK	150,000	28,623	26,012	95,365
LOWER EASTSIDE DRAINAGE	9,981,773	3,348,671	76,800	6,556,303
LYDIA & CAMELLIA-CURB & GUTTER PROJS	1,263,541	1,227,375	-	36,165
MAIN LIBRARY	103,589,203	102,605,741	767,326	216,136
MAIN STREET	4,500,000	3,622,524	-	877,476
MALLISON PARK	132,720	86,053	-	46,667
MANDARIN AREA DRAINAGE	712,460	639,171	-	73,289
MANDARIN BRANCH LIBRARY	620,359	538,620	988	80,752
MANDARIN DRAINAGE (MANDARIN/ORANGE PICKR	3,088,297	597,460	2,492	2,488,345
MANDARIN PARK BOAT RAMP	727,996	614,824	-	113,172
MANDARIN SR. CITIZEN CENTER	165,223	150,795	-	14,428
MARY SINGLETON PARK	35,000	33,143	-	1,857
MASTER FACILITIES STUDY	320,886	291,701	-	29,186
MAXVILLE CENTERS	315,010	301,025	9,700	4,285
MAXVILLE PARK IMPROVEMENTS	1,691,276	498,616	5,025	1,187,635

**Capital Improvement Projects Not Lapsed
Balances as of June 30, 2014
For Information Only**

Project Title	All-Years Budget	All-Years Expenditures	Encumbrances	Remaining Budget Balance
MAYPORT BOAT RAMP	2,122,769	1,084,104	734,717	303,948
MAYPORT REVITALIZATION	650,000	648,086	-	1,914
MCC PRISON ROAD CLOSURE/REROUTING	830,000	823,808	-	6,192
MCC SECURITY GATES & CONTROLS	265,011	264,686	-	325
MCC SUPPLY WAREHOUSE EXPANSION	407,473	406,795	-	678
MCCOY'S CREEK DRAINAGE	2,495,217	2,448,376	-	46,841
MCCOYS CREEK STORMWATER POND	5,835,885	3,508,916	445,462	1,881,507
MCGIRTS CREEK PARK	92,563	75,776	14,336	2,451
MCGIRTS CREEK/NEW 118 ST PK	6,117,911	5,697,617	-	420,294
MEDICAL EXAMINER FACILITY	2,104,235	1,808,513	20,843	274,879
MELBA/GREEN STREET	2,629,893	2,575,456	-	54,436
MEMORIAL PK IMPROVEMENT	790,287	551,561	-	238,725
MESSER AREA DRAINAGE	2,950,000	154,919	20,430	2,774,651
METROPOLITAN PARK IMPROVEMENTS	6,074,313	5,944,737	117,999	11,577
MIRUELO CIRCLE DRAINAGE	2,800,000	1,709,198	750,708	340,094
MISC PRESERVATION LAND PURCHASE	21,480	15,103	-	6,377
MISCELLANEOUS CAPITAL PROJECTS	218,041	213,687	-	4,353
MISCELLANEOUS CAPITAL PROJECTS	201,400	170,167	-	31,233
MONCRIEF CREEK FLOOD CONTROL	9,942,500	9,824,295	10,000	108,205
MONTGOMERY CORRECTIONAL FACILITY	300,000	60,551	4,483	234,966
MORSE AVENUE	248,711	241,519	-	7,192
MORVEN LAKE	388,875	269,048	-	119,827
MOSQUITO CONTROL	220,000	63,932	33,690	122,377
MOSQUITO CONTROL FACILITY AT BEACHES	249,466	248,668	627	170
MURRAY HILL ART CENTER	76,446	2,375	18,778	55,293
MYRTLE AVE/MONCRIEF RD REVITALIZE PH II	300,000	-	-	300,000
NDPES (MS4 PERMIT)	4,299,358	4,220,167	16,644	62,548
NEW HANDICAPPED PARK	175,000	174,800	-	200
NEW KINGS RD (US1)	1,049,470	326,194	36,497	686,779
NEW PARK LAND ACQUISITION & DEVELOPMENT	1,052,674	1,011,737	-	40,938
NEW REC CTR FOR SOUTHSIDE/LAKEWOOD AREA	160,011	159,501	-	510
NEW WORLD AVE., EDA EXTENSION	5,250,000	950,000	-	4,300,000
NEWTON DRAINAGE (MYRTLE & BEAVER)	5,791,173	1,098,255	-	4,692,918
NORFOLK SOUTHERN PROPERTY	6,297,262	5,116,000	-	1,181,262

**Capital Improvement Projects Not Lapsed
Balances as of June 30, 2014
For Information Only**

Project Title	All-Years Budget	All-Years Expenditures	Encumbrances	Remaining Budget Balance
NORMAN STUDIOS	1,290,897	1,289,464	-	1,433
NORMANDY ATHLETIC ASSOCIATION	13,367	13,217	-	150
NORMANDY PARK	213,837	188,185	-	25,652
NORMANDY PLAYGROUND	175,694	175,104	-	591
NOROAD / LAMBING	1,626,000	407,539	131,795	1,086,666
NORTH CARE CLINIC	100,000	-	-	100,000
NORTH LANDFILL CLOSURE	26,367,686	26,350,933	-	16,753
NORTH PLANNING DISTRICT	1,234,154	989,949	-	244,205
NORTH RIVERSIDE COMMUNITY CENTER	631,500	556,610	31,500	43,390
NORTHBANK RIVERWALK	9,810,535	1,364,639	99,439	8,346,456
NORTHBANK RIVERWALK EXTENSION	19,310,493	19,168,840	2,863	138,790
NORTHSHORE PARK IMPROVEMENT	97,709	39,009	52,088	6,612
NORTHWEST COMMUNITY CENTER	10,426,476	6,680,614	24,241	3,721,621
NORTHWEST PLANNING DISTRICT	230,709	-	-	230,709
NW QUADRANT ECONOMIC DEVELOPMENT	-	8	-	(8)
NW QUADRANT ECONOMIC DEVELOPMENT PROGRAM	10,808,458	7,462,101	3,070,035	276,322
OAK HARBOR RAMP PHASE II	320,677	173,420	17,600	129,657
OAKLAND PARK	82,280	80,789	-	1,491
OCEANWAY NEIGHBORHOOD PARK	10,000	9,775	-	225
OCEANWAY POOL & PARK	312,260	304,797	-	7,463
OLD PLANK ROAD	3,500,000	405,185	202,864	2,891,951
ORTEGA HILLS PARK IMPROVEMENT - 5	187,690	187,188	-	502
ORTEGA RIVER	802,685	672,721	56,115	73,848
OSCEOLA STREET	375,000	-	-	375,000
OUR COMMUNITY CLUB PARK	301,375	301,370	-	5
PABLO CREEK WEST	3,453,013	-	-	3,453,013
PABLO CREEK-ATLANTIC HIGHLANDS	253,097	70,627	-	182,470
PAL AT 33RD STREET	400,413	396,830	-	3,583
PALMENTTO LEAVES REGION PARK	2,270,635	2,178,400	-	92,235
PALMS FISH CAMP	1,821,133	1,773,441	-	47,692
PANAMA PARK IMPROVEMENT - 7	317,482	217,072	-	100,410
PARK AMENITIES	272,762	272,752	-	10
PARK MAINTENANCE (VARIOUS)	41,828	41,794	-	34
PARK REDEV/EXPANSION-CURRENT PARKS	3,275,949	3,275,931	-	18

**Capital Improvement Projects Not Lapsed
Balances as of June 30, 2014
For Information Only**

Project Title	All-Years Budget	All-Years Expenditures	Encumbrances	Remaining Budget Balance
PARK SIGNAGE	265,000	263,421	-	1,579
PARK STREET	3,137,499	2,971,560	118,825	47,115
PARK/RECREATION PK BALL FIELD	8,912	8,612	-	300
PARKS CONTINGENCY	518,550	-	-	518,550
PASSIVE PK-JAX ARBORETUM AND GARDENS	450,000	444,837	1,031	4,132
PATTON PARK AT HODGES BLVD	3,997,669	2,876,248	121,421	1,000,000
PAUL AVENUE OUTFALL	2,738,731	2,150,299	5,719	582,713
PAVING OF UNPAVED ROADS	50,000	21,745	-	28,255
PAXON HIGH SCHOOL	65,626	55,615	1,120	8,891
PAXON IMPROVEMENT DISTRICT	8,700	8,620	-	80
PERIODIC MAINTENANCE	26,839,769	24,886,745	-	1,953,024
PICKETVILLE ROAD LANDFILL	4,224,624	3,874,334	-	350,290
PICKWICK PARK	1,070,488	985,534	-	84,954
PINE FOREST PARK DEVELOPMENT	477,240	249,354	175,250	52,636
PINE FOREST/LARSEN AREA DRAINAGE	6,702,478	6,343,262	-	359,216
PINEDALE AREA	2,151,622	430,213	8,630	1,712,779
PLANS/PERMITS REVIEW & PROCESSING FAC	1,357,608	1,342,425	-	15,183
POCKET PARKS	658,475	655,621	-	2,855
POLICE MEMORIAL BLDG - REPAIR & WATERPRF	575,000	1,854	-	573,146
POTTSBURG CREEK	342,981	213,519	57,337	72,125
PRETRIAL DETENTION FACILITY	1,598,163	650,545	444,649	502,969
PRETRIAL DETENTION MEZZANINE	992,500	659,917	-	332,583
PROGRAM MANAGEMENT PRESERVATION	1,427,755	1,371,824	-	55,930
PROGRAM MANAGEMENT-DRAINAGE	3,170,000	3,164,288	-	5,712
PROJECTS FOR JTA	531,708,141	572,646,757	-	(40,938,617)
PROPERTY APPRAISER CAMA SYSTEM	1,700,000	1,699,793	-	207
PUBLIC BUILDINGS - EQUIPMENT	686,467	574,697	93,425	18,345
PUBLIC BUILDINGS - ROOFING	454,895	29,895	-	425,000
PUTNAM/HUDNALL AREA DRAINAGE	2,049,000	2,031,703	-	17,297
PW NORTH MAINTENANCE YARD	199,994	13,751	90,391	95,852
PW SOUTH MAINTENANCE YARD	160,000	122,910	1	37,089
RADIO SYSTEM	21,000,000	20,927,980	400	71,620
RADIO TOWERS	835,000	443,675	13,921	377,404
RAILROAD CROSSINGS	2,725,843	1,697,986	-	1,027,857

**Capital Improvement Projects Not Lapsed
Balances as of June 30, 2014
For Information Only**

Project Title	All-Years Budget	All-Years Expenditures	Encumbrances	Remaining Budget Balance
RAY GREENE PARK	2,691,870	2,183,531	-	508,339
RAY OWENS PARK	100,029	-	-	100,029
RAY ROAD	49,050	24,582	-	24,468
REAL ESTATE SYSTEM	144,285	126,352	-	17,933
RECREATION CONSTR & HOGANS CK REVIEW	224,687	222,692	-	1,995
REDDIE POINT PRESERVE	4,234,776	4,099,850	-	134,926
REDSHIRT PROPERTY	368,750	365,794	-	2,956
REGION II PARK CENTER	41,280	-	-	41,280
REGIONAL PARK LAND ACQUISITION	3,018,838	18,838	-	3,000,000
RESOURCE MANAGEMENT SYSTEM	250,000	-	-	250,000
RIBAULT RIVER PARK	1,383,403	1,270,165	-	113,238
RING PRODUCTIONS-GLAD ALL OVER	50,000	-	-	50,000
RINGHAVER PARK IMPROV.	854,862	851,422	-	3,440
RITZ THEATRE IMPROVEMENTS	7,136,850	7,129,350	-	7,500
RIVER CITY MARKETPLACE-RAMCO	12,158,229	12,150,000	-	8,229
RIVERSIDE PARK	1,055,489	255,489	43,356	756,644
RIVERVIEW AREA DRAINAGE	2,853,728	2,700,815	-	152,913
RIVERWALK N/BANK(FULLER WARREN-R/SIDE PK	400,000	222,592	54,148	123,260
ROADWAY RESURFACING	84,862,522	77,902,366	6,213,610	746,546
ROADWAY SAFETY PROJECT	2,230,922	829,077	-	1,401,845
ROADWAY SIGN STIPE & SIGNAL	10,683,851	10,053,481	242,887	387,483
ROADWAY WIDENING & PAVING - VARIOUS	7,089,782	6,091,498	-	998,284
ROBERT KENNEDY POOL	334,550	228,048	-	106,502
ROLLING TREE STREET	7,552	-	-	7,552
RONDETTA PARK	641,838	41,204	369,860	230,774
ROTARY PARK	75,500	70,000	-	5,500
RUSSELL BILL COOK PARK	219,400	166,404	-	52,996
S/E REGIONAL PARK ACQUISITION & DEVELOP	8,980,000	8,872,426	36,748	70,826
SAFT AMERICA	1,000,000	724,934	-	275,066
SAN JOSE ACRES PARK	16,200	10,225	3,291	2,684
SAN MARCO BLVD	9,222,181	8,761,136	216,749	244,296
SAN MATEO LITTLE LEAGUE COMPLEX	1,596,652	1,573,202	22,581	870
SAN MATEO NEIGHBORHOOD PARK	253,086	239,962	2	13,123
SAN PABLO RD/BEACH TO ATLANTIC	20,251,604	3,113,797	14,243,299	2,894,508

**Capital Improvement Projects Not Lapsed
Balances as of June 30, 2014
For Information Only**

Project Title	All-Years Budget	All-Years Expenditures	Encumbrances	Remaining Budget Balance
SAN PABLO ROAD PARK SITE	2,500	-	-	2,500
SANDALWOOD CANAL/FLOOD CONTROL	9,375,336	9,240,748	-	134,588
SARATOGA PARK	203,565	24,674	7,583	171,308
SCOTT PARK	498,812	353,405	91,321	54,086
SENIOR CITIZEN CENTERS RENAMING	722	696	-	26
SEPTIC TANK	10,396,109	32,981	-	10,363,128
SEPTIC TANK SUPERFUND	5,440,170	5,374,505	-	65,665
SHARON TERRACE	27,109	-	-	27,109
SHEFFIELD PARK (N JAX REGIONAL PARK)	12,752,474	11,732,711	66,792	952,972
SHERIFF EQUIPMENT/COMCAST SETTLEMENT	594,720	594,711	-	9
SHIPYARDS PROJECT	39,622,399	38,364,744	-	1,257,655
SIDEWALK/CURB	12,639,877	11,695,930	772,565	171,382
SIDEWALKS/BIKELANES - COUNTYWIDE	20,017,320	19,918,554	81,446	17,320
SIMOND S JOHNSON PARK	140,000	112,527	-	27,473
SIMONDS JOHNSON PARK	25,000	-	-	25,000
SINGLETON PARK IMPROVEMENT - 10	217,152	196,359	-	20,794
SISTERS CREEK MARINA/BOAT RAMP	5,161,199	4,952,036	111,869	97,293
S-LINE URBAN GREENWAY	986,003	889,229	-	96,774
SNYDER MEMORIAL CHURCH BUILDING	735,855	434,072	256,470	45,313
SOUTHBANK - FRIENDSHIP FOUNTAIN	4,896,000	4,817,937	16,158	61,905
SOUTHBANK RIVERWALK RENOVATIONS	19,382,911	6,504,613	10,871,291	2,007,007
SOUTHEAST PLANNING DISTRICT	924,299	355,262	-	569,037
SOUTHSIDE BOAT RAMP	3,116,845	3,088,174	-	28,671
SOUTHSIDE INCINERATOR SITE	2,500,000	-	-	2,500,000
SOUTHSIDE PARK	405,265	23,891	378,246	3,128
SOUTHWEST PLANNING DISTRICT	3,975,874	3,718,535	-	257,339
SPECIAL COUNCIL RESERVE	6,901,000	5,168,250	-	1,732,750
SPENCER PROPERTY	395,000	371,190	-	23,810
SPORTS COMPLEX	1,400,000	1,399,905	-	95
SPRING PARK ROAD	85,000	80,000	-	5,000
SPRINGFIELD FACADE - JEDC	300,000	295,506	-	4,494
ST ANDREWS CHURCH RENOVATION	1,224,643	1,203,468	-	21,175
ST JAMES BLDG	22,492,116	21,871,306	6,557	614,254
ST JOHNS BLUFF RD/ALT 9A TO FT CAROLINE	12,699,665	12,422,467	277,080	118

**Capital Improvement Projects Not Lapsed
Balances as of June 30, 2014
For Information Only**

Project Title	All-Years Budget	All-Years Expenditures	Encumbrances	Remaining Budget Balance
ST JOHNS RIVER	8,635,000	3,354,649	228,782	5,051,569
ST. NICHOLAS PARK	212,003	198,487	-	13,516
STETON ROAD	49,516	49,041	-	475
STILT WALKERS STATUE	100,000	96,110	3,225	665
STOCKTON SCHOOL PARK	209,962	121,619	6,972	81,371
STORM DEBRIS TEMPORARY SITE IMPROVEMENTS	500,000	110,745	20,770	368,485
STORMWATER IMPROVEMENTS-NEW 2012	250,000	-	-	250,000
STORMWATER MANAGEMENT PLAN	3,773,071	785,901	280,756	2,706,415
STORMWATER REHABILITATION PROJECT	800,000	792,799	1,283	5,919
STORMWATER TREATMENT SYSTEM MAINTENANCE	2,997,575	2,961,363	-	36,212
STREETS & HIGHWAYS 5-YR RD PGM	2,285,986	1,420,993	0	864,993
STREETS & HIGHWAYS 5-YR RD PGM SUBFD LVL	14,167,489	52,695,082	-	(38,527,593)
SUNBEAM STORAGE FACILITY	625,000	615,600	-	9,400
SUNNY ACRES PARK	480,966	402,714	64,872	13,380
SUPERVISOR OF ELECTIONS	1,600,000	1,598,560	-	1,440
TAYE BROWN REGIONAL PARK	583,615	97,728	-	485,887
THOMAS CREEK	2,919,903	2,815,188	-	104,716
THOMAS JEFFERSON PARK	638,660	578,762	8,639	51,259
TIMUCUAN BIKE TRAIL	7,427,607	6,454,941	972,147	520
TIMUQUANA PARK	55,399	34,468	-	20,931
TMDL INITIATIVE/RIVER ACCORD	693,044	100,000	-	593,044
TOM MARSHALL PARK	550,452	533,667	6,533	10,252
TOUCHTON ROAD PARK	160,167	156,276	-	3,891
TOWN CENTER - PLANNING DISTRICT 1	2,000,000	1,960,677	-	39,324
TOWN CENTER - PLANNING DISTRICT 2	2,281,382	2,231,602	25,592	24,188
TOWN CENTER - PLANNING DISTRICT 4	2,883,409	2,691,143	1	192,265
TOWN CENTER - PLANNING DISTRICT 5	2,591,976	2,509,610	1,022	81,344
TOWN CENTER - PLANNING DISTRICT 6	2,000,000	1,116,683	30,865	852,452
TOWN CENTERS	400,000	-	-	400,000
TRAFFIC SIGNALIZATION	3,536,701	2,884,531	-	652,170
TRAFFIC STREET LIGHTS	2,135,396	2,118,556	16,753	87
TRAFFICE CALMING CONSTRUCTION	204,513	42,513	-	162,000
TRAIL RIDGE LANDFILL CONST & EXPANSION	37,246,327	49,984,710	1,088,598	(13,826,981)
TRAILER HURRICANE EQUIPMENT	13,000	12,896	-	104

**Capital Improvement Projects Not Lapsed
Balances as of June 30, 2014
For Information Only**

Project Title	All-Years Budget	All-Years Expenditures	Encumbrances	Remaining Budget Balance
TRAYMORE ROAD PARK	70,372	14,295	-	56,078
TREATY OAK PARK	401,134	258,068	-	143,067
TRENTON DETAILLE	300,000	213,766	-	86,234
TROUT RIVER BRIDGE	1,443,000	910,958	408,076	123,966
UF LAND ACQ & BLDG RENOV-INC ED FAC	5,000,000	4,998,160	-	1,840
UPPER DEER CREEK DRAINAGE	7,805,000	7,804,984	-	16
URBAN CORE ENTERPRISES, INC	500,000	-	-	500,000
V.C. JOHNSON ROAD DRAINAGE	2,478,728	2,455,860	-	22,868
VENETIA TERRACE DRAINAGE	3,839,599	3,826,252	-	13,347
VENUS STREET (18TH TO 20TH)	175,000	1,718	-	173,282
VERONA PARK	78,000	50,768	-	27,232
VETERANS MEMORIAL WALL PLAZA	1,368,897	1,268,782	6,959	93,156
VICTORIA PARK DEVELOPMENT	450,000	423,849	-	26,151
WALTER JONES HISTORICAL PARK	1,058,469	1,058,070	-	398
WASTE SITE INVESTIGATION/MITIGATION	1,292,136	1,184,330	-	107,806
WASTEWATER, PERMITS, ETC.	178,386	175,011	-	3,375
WATER STREET PARKING GARAGE	2,529,325	1,250,492	6,507	1,272,326
WATERLEAF SOUTH	725,603	-	-	725,603
WESCONNETT PARK	12,742	12,401	-	341
WEST JAX ELEMENTARY	42,066	41,290	-	777
WESTRIDGE PARK	232,500	231,164	988	348
WESTSIDE REGIONAL PARK DEVELOPMENT	483,556	420,356	-	63,200
WESTSIDE REGIONAL PK DEV - ROOSEVELT	789,823	701,514	-	88,309
WESTSIDE SOCCER COMPLEX	1,643,321	1,631,837	-	11,485
WESTWOOD PARK	32,143	29,854	268	2,021
WHEAT ROAD PARK	38,403	37,070	-	1,333
WHEELER AVE (BLANDING TO CSX RR)	225,000	224,265	-	735
WHITEHOUSE OIL PIT REMEDIATION	4,424,883	3,902,015	-	522,867
WHITEHOUSE PK IMPROVEMENT	567,635	545,380	-	22,254
WILLIAMSON CREEK	10,000	9,998	-	2
WILLIS BR COE FEASIBILITY STUDY	873,422	842,972	-	30,450
WILLOWBRANCH BRANCH LIBRARY	1,527,209	1,310,636	166,535	50,037
WILLS BRANCH UPSTREAM OF I-295	2,810,842	2,121,806	(100)	689,136
WINDY HILL ELEMENTARY	175,655	175,654	-	1

**Capital Improvement Projects Not Lapsed
Balances as of June 30, 2014
For Information Only**

<u>Project Title</u>	<u>All-Years Budget</u>	<u>All-Years Expenditures</u>	<u>Encumbrances</u>	<u>Remaining Budget Balance</u>
WINGATE PARK	213,278	212,139	-	1,139
WINN DIXIE	1,500,000	1,223,620	-	276,380
WOODLAND ACRES/OAKWOOD VILLA PH I	2,939,179	2,925,188	-	13,991
WOODSTOCK PARK	676,219	439,786	111,618	124,815
WYNNFIELD LAKES	1,947,178	-	-	1,947,178
YATES BUILDING	735,366	579,438	10,102	145,826
YELLOW BLUFF RD	2,500,000	1,077,895	11,548	1,410,556
YELLOW WATER ROAD	3,194,999	1,623,554	-	1,571,445
YONGERMAN CIRCLE	30,000	9,250	-	20,750
ZETA PHI BETA SORORITY/LAND ACQ	450,000	429,594	14,133	6,274

**PROPOSED CAPITAL
IMPROVEMENT PROJECTS
INDEPENDENT AUTHORITIES**

Jacksonville Aviation Authority (JAA)
Five Year Capital Improvement Program
Fiscal Years 2015-2019

Project	Total Cost	Prior Years	FY14-15	FY15-16	FY16-17	FY17-18	FY18-19
JIA-Parking Access Rev Cont (Final Phase of Funding)	4,081,738	2,300,000	1,781,738				
JIA-CCTV for JIA (Phase 1 and 2 of 2)	3,440,000		1,740,000	1,700,000			
JIA-Roof Rehab (Phase 1 and 2 of 2)	3,750,000		750,000		3,000,000		
JIA-Terminal Air Handler Unit Replacement (Phase 1,2,3,4 and 5 of 6)	2,000,000		400,000	400,000	400,000	400,000	400,000
JIA-Emergency Operations Center	400,000		400,000				
JIA-650 Ton Chiller	370,000		370,000				
JIA-Emergency Notification System	250,000		250,000				
JIA-PA System Replacement	200,000		200,000				
JIA-Air Cargo 2 Structure Rehab	200,000		200,000				
JIA-Access Control System Upgrade	125,000		125,000				
JIA-Purchase Semi-Truck	100,000		100,000				
JIA-Capital Below \$100,000	271,000		271,000				
Cecil-Design and Construct Hangar	12,000,000		12,000,000				
Cecil-PAPI and REIL Replacement (18L/36R, 9R/27L)	45,000		45,000				
Cecil-Capital Below \$100,000	56,000		56,000				
Herlong-West Apron and Terminal Ramp Rehab (Construction)	2,000,000		2,000,000				
JIA-Maint and Warehouse Facility (Final Phase of Funding)	9,000,000	3,000,000		6,000,000			
JIA-Main Parking Plaza	2,500,000			2,500,000			
JIA-Garage Signage	1,000,000			1,000,000			
JIA-650 Ton Chiller	610,000			610,000			
JIA-GIS Program Implementation	200,000			200,000			
JIA-Citrix	175,000			175,000			
Cecil-Hangar 945 (JJP)	8,700,000			8,700,000			
Cecil-Hangar 955	5,600,000			5,600,000			
Cecil-Airfield Drainage Rehab (Phase 4,5 and 6 of 7)	6,021,554	2,500,000		2,521,554	500,000		500,000
Cecil-Rehab North Apron and Taxiway D- Concrete (A1-A2)	1,750,000			1,750,000			
Cecil-Rehab Taxiway B Spall Repair	1,000,000			1,000,000			
Cecil-Rehab Taxiway C-Joint Seal and Pavement Rehab	500,000			500,000			
Cecil-Rehab Utilities (Fire Main) (Phase 2 of 2)	670,000	270,000		400,000			
Cecil-Landside Drainage (Phase 1 and 2 of 2)	700,000			200,000		500,000	
Cecil-Duct Bank Assessment	100,000			100,000			
Cecil-Hgr 67 Tail Slot	31,588			31,588			
JaxEx-Runway 14/32 Rehab- Crack Seal & Paint Markings	183,750			183,750			
Herlong-Design & Construct H-4 & H-5 Roof Rehab	250,000			250,000			
JIA-Rehabilitation of Economy Parking Lot #2	1,400,000				1,400,000		
JIA-650 Ton Chiller	650,000				650,000		
JIA-Purchase Elgin Sweeper	200,000				200,000		
Cecil-Extend Taxiway E-1 (Formerly A-1)	3,064,528				3,064,528		
Cecil-CCTV for Cecil	960,000				960,000		
Cecil-Roof Repair, Hangar 825 & 815	900,000				900,000		
Cecil-Design Taxiway E-3	622,400				622,400		
Cecil-Design & Construct Taxiway D (B to A1) & West Ramp Rehab	560,000				560,000		
Cecil-Duct Bank Repair & Installation (Phase 1 and 2 of 2)	800,000				400,000	400,000	
Cecil-Security and Badging Modifications	250,000				250,000		
JaxEx-Terminal Access Road & Parking Rehab	1,624,000				1,624,000		
JaxEx-CCTV for JaxEx	120,000				120,000		
Herlong-Runway 11/29 Rehab	1,500,000				1,500,000		
Herlong-Overlay Taxiways 'C' & 'D'	900,000				900,000		

**Jacksonville Aviation Authority (JAA)
Five Year Capital Improvement Program
Fiscal Years 2015-2019**

Project	Total Cost	Prior Years	FY14-15	FY15-16	FY16-17	FY17-18	FY18-19
Herlong-CCTV for Herlong	120,000				120,000		
JIA-Taxiway 'F' Extension	1,500,000					1,500,000	
JIA-Water Tower Rehab	300,000					300,000	
JIA-Admin Office Suites Board Room Entry	200,000					200,000	
JIA-Teleconferencing & A/V	100,000					100,000	
JIA-Roadway Landscaping	100,000					100,000	
JIA-Study- Relocate Employee Parking	50,000					50,000	
Cecil-Hangar 1845 Modifications	6,000,000					6,000,000	
Cecil-Extend Approach Road	3,000,000					3,000,000	
Cecil-Construct Taxiway E-3	2,489,600					2,489,600	
Cecil-Construct Eastside Ramp	2,000,000					2,000,000	
Cecil-Runway 18R/36L Rehab	1,000,000					1,000,000	
Cecil-Hangar 13 Fire Suppression Improvements	1,000,000					1,000,000	
Cecil-North Perimeter Road Extension & Improvements	875,000					875,000	
Cecil-Design Hangar 1005	600,000					600,000	
Cecil-Construct Interior Service Road- Eastside Access	500,000					500,000	
Cecil-Fire Suppression Improvements- 1826 and 1847	500,000					500,000	
Cecil-Airfield Signage Replacement	500,000					500,000	
Cecil-Steel Truss Rehab (Final Phase of Funding)	1,000,000	500,000				500,000	
Cecil-Cecil Office Space Rehab	300,000					300,000	
Cecil-Exterior Fence Rehab	300,000					300,000	
Cecil-Building 818 Rehab	250,000					250,000	
Cecil-Business and Land Use Plan for Eastside	160,000					160,000	
Cecil-Construct Sidewalk North	150,000					150,000	
JaxEx-Design & Construct Wildlife Fence	1,500,000					1,500,000	
JaxEx-Construct Perimeter Road (5/23 End)	750,000					750,000	
JaxEx-Building 2 Interior Rehab & Maintenance Awning	135,000					135,000	
Herlong-Rehab Roofs (Hangar T-4 & T-5)	700,000					700,000	
Herlong-Signs Replacement Project	80,000					80,000	
JIA-Install Two (2) Escalators from Bridgeway to Baggage Claim	200,000						200,000
JIA-Install Three (3) Elevators in ADO (1) and Hourly (2)	175,000						175,000
JIA-Install Two (2) Elevators in Ticketing Area	115,000						115,000
Cecil-Construct Hangar 1005	7,000,000						7,000,000
Cecil-Spaceport Apron	4,000,000						4,000,000
Cecil-Construct Cecil Connector- Southern Entrance	3,000,000						3,000,000
Cecil-Terminal Rehab- Maintenance Facility Addition	1,500,000						1,500,000
Cecil-Runway 9L/27R Pavement Rehab	1,000,000						1,000,000
Cecil-Remark Outboard Runways	150,000						150,000
Herlong-Hangar 607 & Building 607-1 Rehab	1,500,000						1,500,000
Herlong-Rehab Taxiway 'D', 'J', 'G', 'G1', 'A1', 'A2', 'A3', 'A4' & 'B2'	1,500,000						1,500,000
Herlong-Design & Construct Taxiway 'A' & 'B' Overlay	800,000						800,000
Herlong-Design Taxiway A-3 Relocation	270,000						270,000
Herlong-Airfield Ramp Security Lighting	500,000						500,000

JEA
Five Year Capital Improvement Program
Fiscal Years 2015-2019
(\$000'S Omitted)

Project Status ¹	Project Title	Budget To Date	-----Cost Estimates-----					Project Total
			FY2015	FY2016	FY2017	FY2018	FY2019	
carryover	Expanded Generation Capacity	\$ 1,681,695	\$ -	\$ -	\$ -	\$ -	\$ -	\$ 1,681,695
carryover	Electric System Distribution Projects	1,159,407	65,158	38,938	38,640	37,003	36,492	1,375,638
carryover	Electric System Substation & Transmission	699,281	31,744	18,772	23,573	21,736	14,445	809,551
carryover	Electric System Generation Projects	565,263	17,098	28,059	6,358	41,400	61,436	719,614
carryover	Electric System Other Projects	776,192	36,000	29,680	29,727	29,837	28,752	930,188
	Total		\$ 150,000	\$ 115,449	\$ 98,298	\$ 129,976	\$ 141,125	
Water & Sewer System								
carryover	Water Treatment	\$ 344,535	\$ 17,482	\$ 23,889	\$ 8,905	\$ 9,821	\$ 7,921	\$ 412,553
carryover	Water Distribution	860,403	27,674	30,094	25,283	20,048	23,394	986,896
carryover	Sewer Collection	1,020,791	27,242	30,848	27,086	21,744	19,048	1,146,759
carryover	Sewage Pump Stations	148,304	9,278	14,595	9,775	10,233	8,792	200,977
carryover	Wastewater Treatment	381,372	30,796	42,000	29,732	13,380	15,010	512,290
carryover	Reclaimed Water Distribution	90,403	7,659	3,965	11,420	2,521	950	116,918
carryover	Other Capital Projects	654,335	23,869	19,229	19,596	21,008	19,812	757,849
	Total		\$ 144,000	\$ 164,620	\$ 131,797	\$ 98,755	\$ 94,927	
District Energy System								
carryover	District Energy System	\$ 144,604	\$ 1,356	\$ 2,570	\$ 1,522	\$ 1,498	\$ 1,641	\$ 153,191

¹Carryover represents a CIP Project Title line item which was in existence in the previous year.

**Jacksonville Port Authority
Five Year Capital Improvement Program
Fiscal Years 2015-2019**

Project Name	CAPITAL COMMITMENTS					
	Total 5 YR Plan Cost	Projected				
		2015	2016	2017	2018	2019
Blount Island Marine Terminal Projects						
Design and Purchase Three (3) 100 Gauge Container Cranes	39,000,000	39,000,000				
Rehabilitate Wharf Structures (BERTH 35)	45,912,576	45,912,576				
Rehabilitate Wharf Structures (BERTH 33 & 34)	43,390,238		21,695,119	21,695,119		
Rehabilitate Wharf Structures (BERTH 32)	20,931,468	2,000,000				18,931,468
Rehabilitate Wharf Structures (BERTH 31)	10,383,750					10,383,750
Rehabilitate Wharf Structures (BERTH 30)	13,536,250				13,536,250	
Additional Rail Spurs (Amports Property & WWL)	4,000,000		1,000,000	3,000,000		
Rehabilitate Selected Pavements - (SeaStar)	7,200,000	7,200,000				
Rehabilitate Selected Pavements - (Portus/Ceres/Hoegh)	1,200,000		400,000	400,000	400,000	
Fifteen Acre Asphalt Project - (WWL on BI Command Property)	2,320,000		2,320,000			
Yokohama Fender Replacement	120,000		120,000			
Design and Construction of New BI Main Gate Complex	5,000,000		2,500,000	2,500,000		
Paving for BI Container Storage - (all leased areas south of William Mills 179.)	54,000,000		18,000,000	18,000,000	18,000,000	
Replace Transit Shed #1	10,800,000			10,800,000		
Blount Island Shore Power Pits Electrical Panel	2,000,000		1,000,000	1,000,000		
Paceco Upgrades	800,000		800,000			
Upgrade IHI Crane (Crane #2253)	450,000		450,000			
Tenant Yard Drainage Rehabilitation	250,000		250,000			
BI Common Wash Facility	250,000		250,000			
Rebuild 2 APM Dolly Strips	100,000		100,000			
Rehabilitate Tri-level Structure	50,000		50,000			
Improvements to FPL/JEA 10 Acre Property (Lease Area)	5,000,000		5,000,000			
Rail Spur West of Container Way Road	3,000,000		3,000,000			
Tenant Asphalt Facility Rehab	200,000	200,000				
Top End Overhaul for the engines of Cranes 8811 and 8841 (Hanjungs)	200,000	200,000				
Upgrade 3805 Trolley Rails @ Boom Break (Paceco)	175,000	175,000				
Complete Engine Rebuild for 7KM00044 with 31,000 hours (Catepillar)	150,000	150,000				
Upgrade Offices and Building Roof Replacement (Amports & Processing Bldg)	2,800,000			2,800,000		
Demolish Building and Upgrade to Acreage for Cargo	2,500,000			2,500,000		
Upgrade Tenant Lease Area West of Transit Shed #1	2,400,000			2,400,000		
Two Acre Concrete Pad for Heavy-Tracked equipment at Berth-22	2,100,000			2,100,000		

**Jacksonville Port Authority
Five Year Capital Improvement Program
Fiscal Years 2015-2019**

Project Name	CAPITAL COMMITMENTS					
	Total 5 YR Plan Cost	Projected				
		2015	2016	2017	2018	2019
Replace Transit Shed #3	1,100,000			1,100,000		
Rehabilitate Overhead Electric Utility at Southwestern portion of BI	1,000,000				1,000,000	
Install Concrete Track Equipment Receiving Yard on Blount Island Blvd	800,000				800,000	
Railroad Bridge Pile Jackets and Rehabilitation	750,000				750,000	
Four Acre Asphalt Project - (WWL Auto Parking)	600,000				600,000	
Rebuild 1/2 Acre Heavy Equipment Yard Berth-31	500,000				500,000	
	284,969,282	94,837,576	56,935,119	68,295,119	35,586,250	29,315,218
Dames Point Marine Terminal Projects						
Intermodal Cargo Transfer Facility (ICTF)	28,000,000	28,000,000				
August Drive Bridge Rehabilitation	500,000		500,000			
Cruise Terminal Building Alarm System	15,000		15,000			
Auto Processing Facility	65,801,371		35,801,371	30,000,000		
	94,316,371	28,000,000	36,316,371	30,000,000	0	0
Talleyrand Marine Terminal Projects						
Rehabilitate Steel Wharf Structures	18,000,000	4,000,000	7,000,000	7,000,000		
Resurface Leased Areas	200,000	200,000				
Design of Berths 7&8	350,000	350,000				
Pump & Treat System for Environmental Compliance	500,000	500,000				
Rehab Phoenix Ave Rail Crossing	100,000	100,000				
Rehabilitate Concrete Berth Structures	20,000,000			10,000,000	10,000,000	
New Tenant Improvements	11,000,000		11,000,000			
Replace Warehouse #1 Roof	1,040,000		1,040,000			
Pave 30 Acre Parcel for Tenant - (Toyota)	5,000,000		1,000,000	1,000,000	1,000,000	2,000,000
Tenant Transit Shed Roof - (Toyota)	250,000	250,000				
Leg Compressed Fender System - (Berths 4,5,6,7,8)	300,000		300,000			
Drive Upgrade - Hanjung	200,000		200,000			
PLC Upgrade - RTGs	150,000		150,000			
5,000 s.f. Facilities Department Storage Building	150,000		150,000			
Reefer Row Upgrade of Plug Replacements	75,000		75,000			
Talleyrand Terminal Entrance Sign	45,000		45,000			
	57,360,000	5,400,000	20,960,000	18,000,000	11,000,000	2,000,000

**Jacksonville Port Authority
Five Year Capital Improvement Program
Fiscal Years 2015-2019**

Project Name	CAPITAL COMMITMENTS					
	Total 5 YR Plan Cost	Projected				
		2015	2016	2017	2018	2019
Miscellaneous Projects						
Mile Point Navigation Project	36,000,000	36,000,000				
Harbor Deepening GRRII Construction	615,698,126	4,198,126		152,875,000	152,875,000	305,750,000
TWIC Continuation (Round 13)	500,000	500,000				
TWIC Continuation (Round 14)	50,000	50,000				
Bartram Island Spoil Sites (Cell A & B2)	2,519,639	2,519,639				
Billing System Upgrade	250,000	250,000				
Strategic Master Plan - PH2	50,000	50,000				
Capitalize In-House Engineering Services	2,000,000	400,000	400,000	400,000	400,000	400,000
Cruise Ship Terminal	32,500,000			2,500,000	30,000,000	
Land Acquisition	13,000,000			13,000,000		
Engineering Evaluation - Bartram Island Bridge	200,000		200,000			
Engineering Evaluation - Crowley Property (Site/Fill Assessment)	200,000		200,000			
Upland DMMA Purchase/Design/Construction/Offloading	70,000,000				70,000,000	
	772,967,765	43,967,765	800,000	168,775,000	253,275,000	306,150,000
OTHER CAPITAL						
Bromma STR45 Container Spreaders (2) Replacement (BI)	185,000		185,000			
Bromma Spreaders (TMT)	185,000		185,000			
Upgrade Hanjung Gantry Brakes (Assets 8810, 8811, 8841)	260,000		260,000			
Vehicle Replacements	273,000		93,000	60,000	60,000	60,000
Information Technology Equipment Replacement	2,030,000	30,000	500,000	500,000	500,000	500,000
Mail System Upgrades	100,000	100,000				
Network Overhaul	60,000	60,000				
Software License Compliance	60,000	60,000				
Website Upgrade	50,000	50,000				
PCOB Generator	40,000	40,000				
Two - 10K Forklift (TMT)	55,000		55,000			
Replace Obsolete Gearbox (2209 & 2253) IHI	190,000		190,000			
Motorized Street Sweeper Replacement	183,000		183,000			
Transformer (BI)	150,000		150,000			
Front End Loader/Backhoe (TMT)	120,000		120,000			
IHI Gantry Wheel Flanges / Possible parts from BI scrap	100,000		100,000			

**Jacksonville Port Authority
Five Year Capital Improvement Program
Fiscal Years 2015-2019**

Project Name	CAPITAL COMMITMENTS					
	Total 5 YR Plan Cost	Projected				
		2015	2016	2017	2018	2019
12CY Dump Truck (TMT)	60,000		60,000			
Replace Fifteen Dock Levelers at Container Freight Station	30,000		30,000			
Purchase Hybrid Vehicle (Planning/Properties)	30,000		30,000			
Purchase Minivan to Replace Asset #8567 (TMT)	30,000		30,000			
Lighting Replacement in Warehouse #1	15,000		15,000			
Lighting Upgrade, Maintenance Building	12,000		12,000			
	4,218,000	340,000	2,198,000	560,000	560,000	560,000
GRAND TOTAL	1,213,831,418	172,545,341	117,209,490	285,630,119	300,421,250	338,025,218

Funding Sources						
JPA OPERATING FUNDS (PAYGO)	34,576,633	6,576,633	7,000,000	7,000,000	7,000,000	7,000,000
JPA FINANCING - LOC	10,381,036	10,381,036	0	0	0	0
JPA FINANCING - EXISTING JPA BONDS	9,325,894	9,325,894	0	0	0	0
JPA CRANE FINANCING	39,000,000	39,000,000	0	0	0	0
STATE (FSTED/BONDS)	105,700,683	93,700,683	3,000,000	3,000,000	3,000,000	3,000,000
STATE REQUESTED	0	0				
FEDERAL	13,561,095	13,561,095	0	0	0	0
CUSTOMER CONTRIBUTION	0	0	0	0	0	0
TO BE DETERMINED	1,001,286,077	0	107,209,490	275,630,119	290,421,250	328,025,218
GRAND TOTAL FUNDING SOURCES	1,213,831,418	172,545,341	117,209,490	285,630,119	300,421,250	338,025,218

**JTA Capital Improvement Projects
Fiscal Years 2014 through 2019**

	2014	2015	2016	2017	2018	2019
Bus Operations						
ADA Equipment	-	-	-	-	-	-
BRT (Bus Rapid Transit)	32,585,322	1,500,000	24,700,000	-	-	-
Communications Equipment	150,000	-	223,223	229,778	229,778	229,778
Computer Hardware/Software	655,600	270,000	992,230	824,730	786,146	728,306
Enhancements (Landscaping)	122,400	138,000	127,500	127,500	127,500	127,500
CNG Facility Conversion	-	6,363,000	-	-	-	-
Fare Collection Equipment	-	-	-	-	-	-
Facility Improvements	1,525,000	1,204,562	1,405,889	1,461,223	1,461,223	1,461,223
Jacksonville Regional Transit Center (JRTC)	-	21,000,000	-	-	-	-
Office Furnishings & Equipment	142,700	34,244	188,334	193,778	193,778	193,778
Real Estate Acquisition	-	-	531,000	536,000	536,000	536,000
Project Administration	335,000	30,000	150,000	150,000	150,000	150,000
Associated Capital Maintenance Parts	234,915	-	-	-	-	-
Security & Equipment	204,600	160,000	438,112	450,778	450,778	450,778
Shop Equipment	117,115	-	127,000	130,778	130,778	130,778
Support Equipment	138,000	100,000	437,445	457,222	457,222	457,222
Transit Satellite Amenities	1,160,000	104,000	1,160,000	1,160,000	1,160,000	1,160,000
Skyway						
Computer Hardware/Software	150,000	225,540	350,000	250,000	250,000	250,000
Facility Improvements	190,000	200,000	2,920,000	1,100,000	400,000	400,000
Enhancements (Landscaping)	50,000	-	-	-	-	-
Guideway related maintenance	-	-	1,400,000	1,100,000	1,400,000	1,100,000
Shop Equipment	100,000	-	21,223	21,778	21,778	21,778
Security & Equipment	30,000	200,000	56,556	58,112	58,112	58,112
Associated Capital Maintenance Parts	250,000	631,692	250,000	250,000	250,000	250,000
Office Furnishings & Equipment	290,000	-	188,334	193,778	193,778	193,778
Project Administration	85,000	250,000	-	-	-	-
Support Equipment	30,000	250,000	98,889	101,778	101,778	101,778
CTC						
Shop Equipment	17,115	-	117,333	120,667	120,667	120,667
Associated Capital Maintenance Parts	56,197	111,000	-	-	-	-
Computer Hardware/Software	-	450,000	50,000	50,000	50,000	50,000
Facility Improvements	-	50,000	-	-	-	-
Support Equipment	-	-	28,223	29,111	29,111	29,111
Total JTA	38,618,964	33,272,038	35,961,291	8,997,011	8,558,427	8,200,587



PROPOSED CAPITAL IMPROVEMENT PROGRAM FY 2015 – 2019